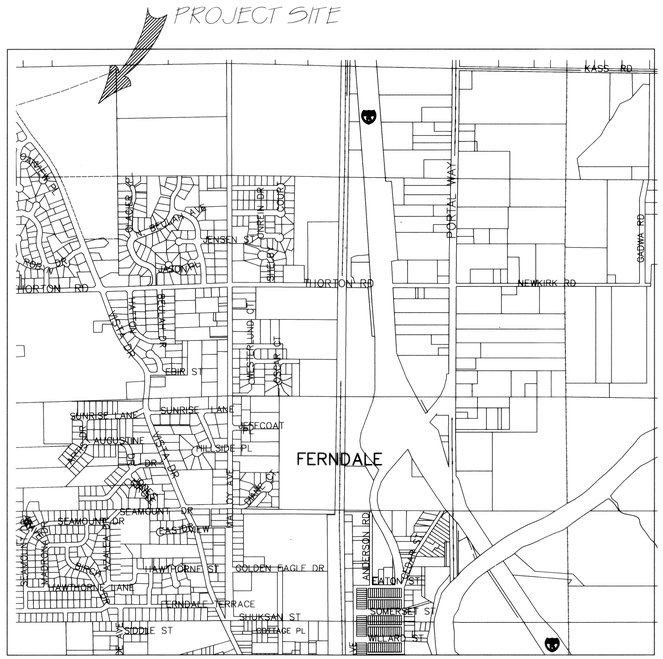

VICINITY MAP
N.T.S.

HOMESTEAD

PLANNED RESIDENTIAL DEVELOPMENT

VISTA RIDGE PLANNED UNIT DEVELOPMENT

CONTRACT DRAWINGS FOR:
HOMESTEAD NORTHWEST, INC.
LYNDEN, WASHINGTON

CONSULTING ENGINEER:
DAVID EVANS AND ASSOCIATES, INC.

AS-BUILT DRAWING - 9/26/02

VISTA RIDGE
PLANNED UNIT DEVELOPMENT
CONSRUCTION PLANS
002-49.001 2-16-00 KB

DRAWING INDEX

NOT INCLUDED WITH THIS SUBMITTAL

As-Built Drawing Certification

I hereby certify that the publicly maintained improvements in Vista Ridge Planned Unit Development have been located by David Evans and Associates, Inc. and constructed in conformance with the plans approved by the Public Works Director for said development and the general specifications adopted by the City of Ferndale Department of Public Works.

LEGEND

EXISTING	PROPOSED	DESCRIPTION
P		POWER
T		TELEPHONE
G		GAS
D		STORM DRAINAGE
S		SEWER
W		WATER
		INDEX CONTOURS
		NORMAL CONTOURS
		EDGE OF PAVEMENT
		DITCH
		PROPERTY LINE
		EASEMENT/ROW LINE
		SURVEY SECTION LINE
		CENTER LINE
		CULVERT
		FIRE HYDRANT
		STORM DRAIN CATCH BASIN
		SANITARY SEWER MANHOLE
		GATE VALVE
		POWER POLE
P		POWER VAULT
T		TELEPHONE VAULT
		SIGN
		STREET LIGHT
		JUNCTION BOX

SEWER NOTES

1. PIPE FOR GRAVITY SEWERS SHALL BE PVC PIPE CONFORMING TO ASTM D3034 SDR-35. HANCOR SURE-LOK F477 CAN BE SUBSTITUTED FOR STORM SEWER PVC PIPE AT ALL STORM LOCATIONS EXCEPT ON VISTA DRIVE. PIPE BEDDING SHALL BE PER DETAIL ON SHEET 19.
2. ALL JOINTS FOR GRAVITY AND PRESSURE SEWERS SHALL BE OF THE RUBBER GASKET TYPE.
3. MANHOLES SHALL BE IN ACCORDANCE WITH STANDARD DETAILS. JOINTS ON MANHOLE SECTIONS SHALL BE GROUTED RUBBER GASKET TYPE. MANHOLES SHALL BE PRECHANNELLED. A FLEXIBLE PIPE-TO-MANHOLE CONNECTOR SHALL BE EMPLOYED IN THE CONNECTION OF THE SANITARY SEWER PIPES TO PRECAST MANHOLES.
4. MANHOLE COVERS SHALL BE BOLT-DOWN TYPE.

GENERAL NOTES

1. ALL WORK AND MATERIALS SHALL CONFORM TO THE STANDARD PLANS AND SPECIFICATIONS OF THE WASHINGTON STATE DEPARTMENT OF TRANSPORTATION (STANDARD SPECIFICATIONS), AND AMENDMENTS TO THESE SPECIFICATIONS AS CONTAINED HEREIN, PARTICULARLY SECTIONS 5-04 THROUGH 5-08. SECTIONS 7-17.3(3), 9-01 THROUGH 9-03 WILL GENERALLY APPLY UNLESS OTHERWISE STATED BELOW, OR BY THE CONTRACT DOCUMENTS. IN CASE OF A CONFLICT BETWEEN THE REGULATORY STANDARDS OR SPECIFICATIONS, THE MORE STRINGENT REQUIREMENT WILL PREVAIL.
2. UNDERGROUND UTILITIES ARE KNOWN TO EXIST IN THE AREA OF CONSTRUCTION. THE LOCATION OF EXISTING UTILITIES SHOWN IS APPROXIMATE. IT IS THE RESPONSIBILITY OF THE CONTRACTOR TO CONTACT ALL UTILITY OWNERS FOR LOCATIONS AND TO FIELD VERIFY ALL UTILITY LOCATIONS PRIOR TO CONSTRUCTION. THE ONE-CALL NUMBER FOR UNDERGROUND UTILITIES IS: 1-800-424-5555. THE CONTRACTOR SHALL BE RESPONSIBLE FOR MAINTAINING THE INTEGRITY OF ALL EXISTING UTILITIES AND TO NOTIFY THE ENGINEER PROMPTLY OF ANY CONFLICT WITH EXISTING UTILITIES.
3. THE CONTRACTOR SHALL BE RESPONSIBLE FOR MAINTAINING EROSION CONTROL MEASURES (SILT FENCE, STRAW BALE DAMS, SILT PONDS, ETC.), THROUGHOUT THE DURATION OF THE PROJECT. EROSION CONTROL MEASURES SHALL BE INSTALLED PRIOR TO ANY CLEARING OR GRADING.
4. THE CONTRACTOR SHALL BE RESPONSIBLE FOR KEEPING AS-BUILT INFORMATION, AND FOR PREPARING AS-BUILT DRAWINGS SUITABLE FOR THE ENGINEER TO CERTIFY AS AS-BUILT, AND MEETING THE CITY AS-BUILT ACCEPTANCE CRITERIA. THESE AS-BUILT DRAWINGS SHALL INCLUDE THE EXACT LOCATION OF ALL UNDERGROUND AND ABOVE-GROUND UTILITIES.
5. WORK WILL ALSO CONFORM TO THE CITY OF FERNDALE DEVELOPMENT STANDARDS. THE FOLLOWING STANDARD DETAILS SHALL APPLY:

DETAIL TITLE	DRAWING
MAILBOX STANDARD	M-1
ROAD ASPHALT CONCRETE SECTION	R-4 (SEE SHEETS 4,13,14,&16)
DRIVEWAY SECTIONS	R-6
CURBS AND GUTTERS	R-9
TYPICAL SIDEWALK PLAN AND CROSS SECTION	R-12
CURB RAMPS	R-14
PIPE BEDDING FOR SANITARY AND PVC SEWER	SEE DETAIL ON SHEET 19
TYPE 1 48" MANHOLE	SS-2
8" CLEAN OUT	SS-5
15" AND SMALLER SEWER MAINS	SS-6
INSIDE DROP STRUCTURE	SS-10
DOUBLE SANITARY SERVICE	SS-13
CATCH BASIN TYPE 1	ST-1
TYPE 2 CATCH BASIN, 48" & 54"	ST-2
INLET DETAIL	ST-7
THRU-CURB INLET FRAME & GRATE	ST-8
SILT FENCE DETAIL	ST-10
STRAW BALE DAM DETAIL	ST-11
SIDEWALK DRAINS	ST-15
FIRE HYDRANT ASSEMBLY	W-1
THRUST BLOCKING ELBOWS	W-2
THRUST BLOCKING TEES	W-3
THRUST BLOCKING 4-WAY INTERSECTION	W-4
TYPICAL WATER SERVICE	W-5
2" BLOW-OFF WATER MAIN EXTENSION	W-9
2" BLOW-OFF, NON-EXTENDABLE MAIN	W-10
TRENCHING DETAIL	W-11

6. STREET LIGHTING SHALL BE IN ACCORDANCE WITH SECTION 707 OF THE CITY OF FERNDALE DEVELOPMENT STANDARDS.
7. SEE SHEET 20 FOR ROCK WALL AND RIP-RAP NOTES.
8. INSPECTIONS FOR ROAD, DRAINAGE, AND UTILITY CONSTRUCTION SHALL BE AS OUTLINED AND IN ACCORDANCE WITH THE CITY OF FERNDALE DEVELOPMENT STANDARDS, SECTION 302
9. CONTRACTOR TO PROVIDE A 2 YEAR WARRANTY FOR MAINTAINING ALL GRADES ON DETENTION POND AND STRUCTURES FREE FROM DEBRIS.

APPROVED
OCT 14 2002
BY Lauri Tilley
CITY OF FERNDALE

DAVID EVANS AND ASSOCIATES, INC.
119 GRAND AVENUE, SUITE D
BELLINGHAM WA 98225.4400 (360) 647-7151

CRAIG R. PARKINSON
STATE OF WASHINGTON
REGISTERED PROFESSIONAL ENGINEER
EXPIRES 4-28-03

REVISIONS
Revisions per city 9-25-02

1 OF 21 SHEETS

SCALE: N.T.S.
DESIGN: CRP
DATE: 9/26/02
DRAWN: DWMA
FILE: HMNW0017/HM17RD1A.DWG
CHECKED: CP

VISTA DRIVE INSET
STA: 100+00 – 106+00

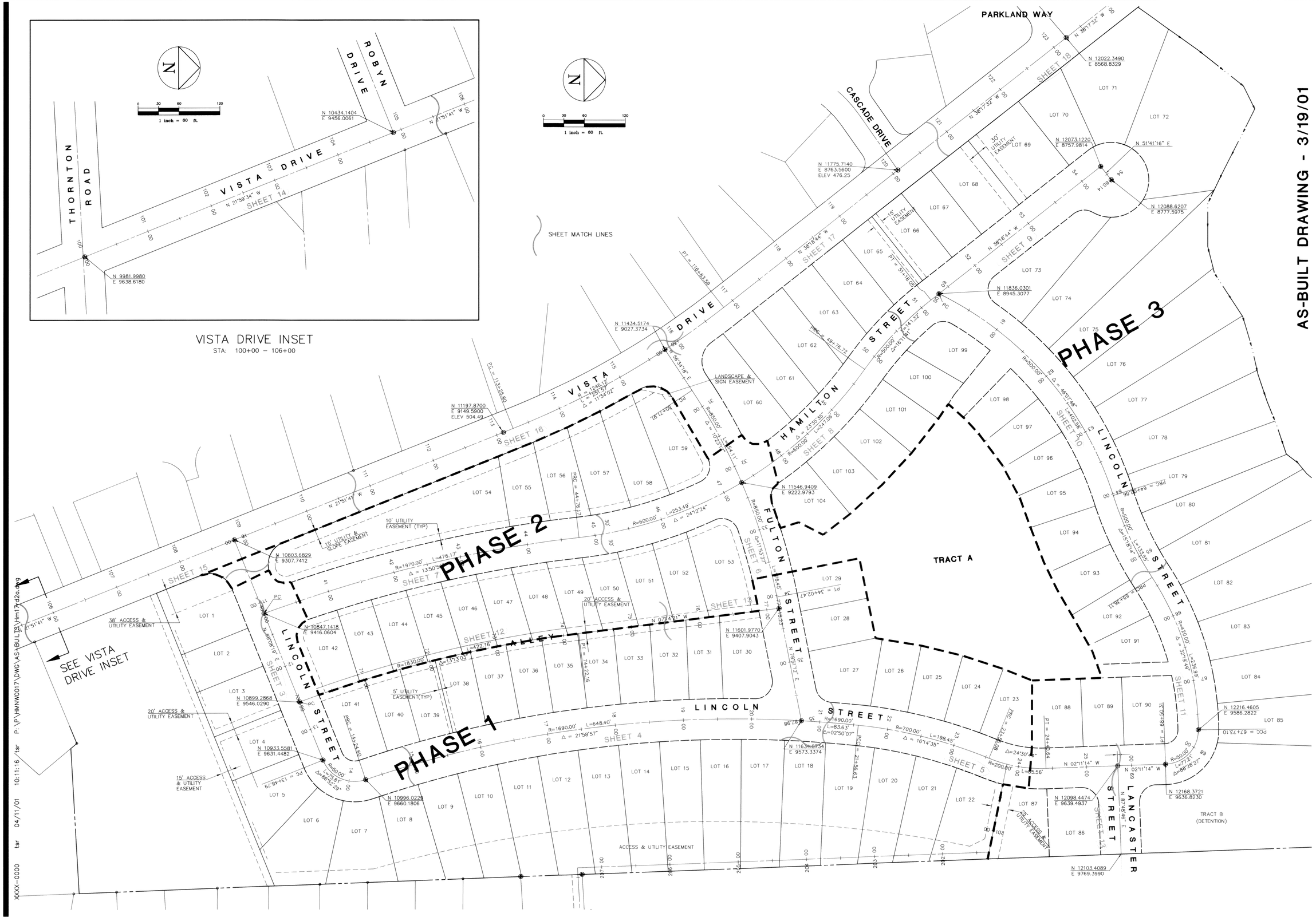

AS-BUILT DRAWING - 3/19/01

VISTA RIDGE
SURVEY CONTROL PLAN

00249.002 2-16-06 KZ

DAVID EVANS AND ASSOCIATES, INC.
119 GRAND AVENUE, SUITE D
BELLINGHAM, WA 98225-4400 (360) 647-7161

STATE OF WASHINGTON — CLAYTON R. PARTLAND — REGISTERED PROFESSIONAL ENGINEER — 29275
EXPIRES 4-28-03

REVISIONS

SHEET 2 OF 21 SHEETS

SCALE: 1"=60'
DESIGN: CRP
DATE: 3/19/01
DRAWN: DWM.A
FILE: HMNW0017/HM17RD2A.DWG
CHECKED: CRP

P:\P\HMNW0017\DWG\AS-BUILTS\Hm17rd2a.dwg Wed Apr 11 10:11:35 2001 DAVID EVANS AND ASSOCIATES, INC -TSR
XXXX-0000 tsr 04/11/01 10:11:16 tsr P:\P\HMNW0017\DWG\AS-BUILTS\Hm17rd2a.dwg

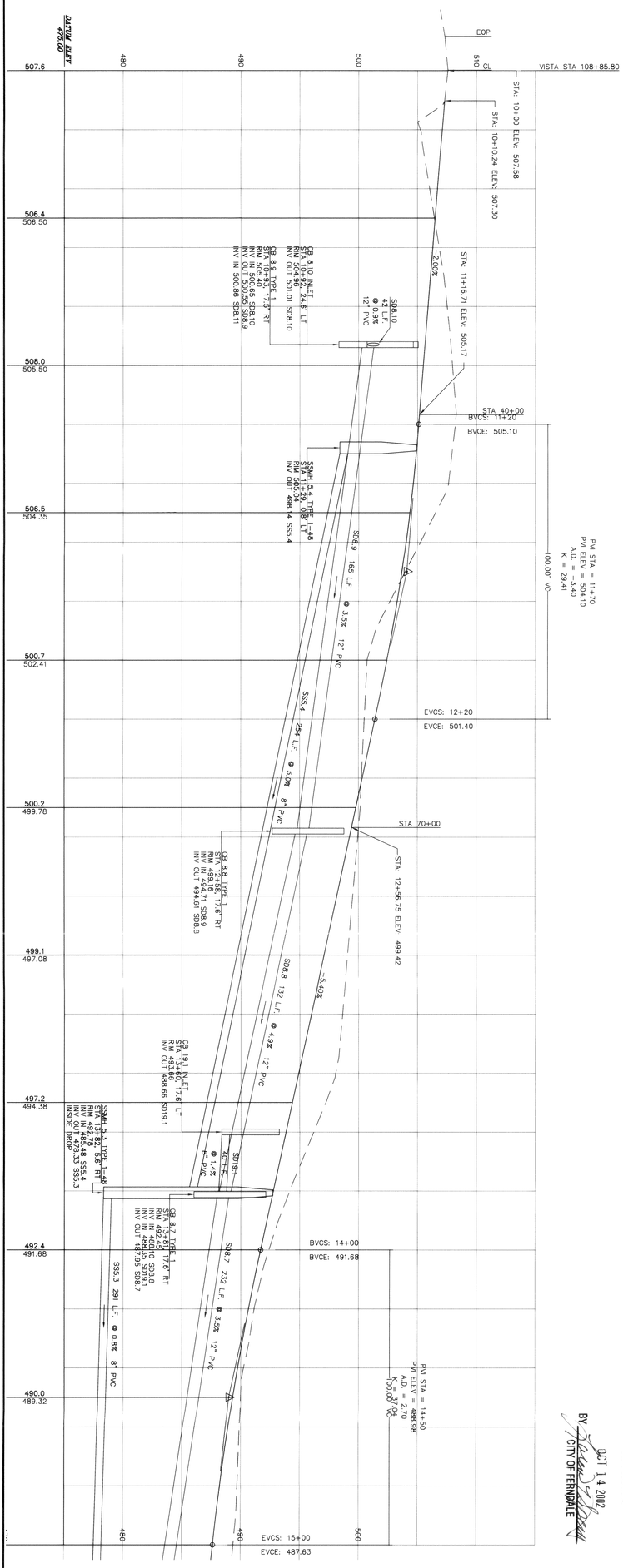

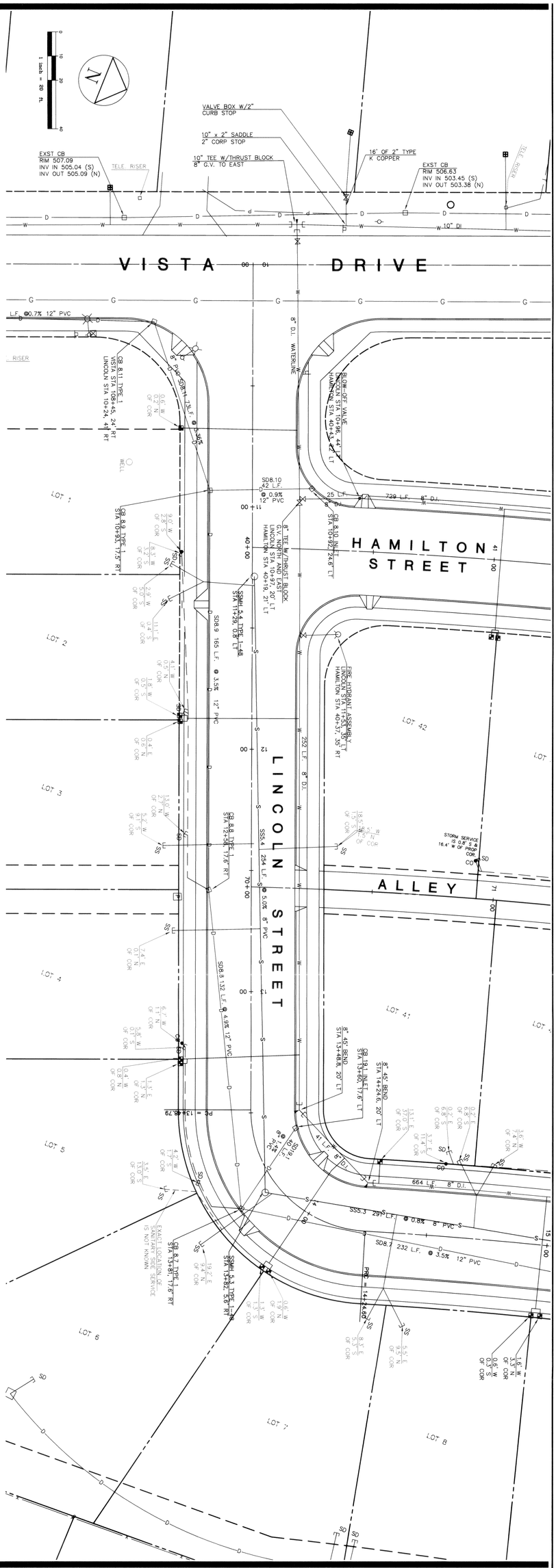

APPROVED
OCT 14 2002
BY
CITY OF FERNDALE

AS-BUILT DRAWING - 09/26/02

3 OF 21 SHEETS	REVISIONS
SCALE: H: 1"=20' V: 1"=5'	DESIGN: CRP
DATE: 9-26-02	DRAWN: DWMA
FILE: HMNW0017/ HM17RD3A.DWG	CHECKED: CRP

REVISIONS
PER CITY ON 6/19/02
Revisions per city 9-25-02

CRAIG R. PARKINSON
STATE OF WASHINGTON
25793
REGISTERED
PROFESSIONAL ENGINEER
EXPIRES 4-28-03

DAVID EVANS AND ASSOCIATES, INC.
119 GRAND AVENUE, SUITE D
BELLINGHAM, WA 98225-4400 (360) 647-7151

VISTA RIDGE

LINCOLN STREET PLAN / PROFILE

STA: 10+00 - 15+00

00249.003 2-16-06 KR

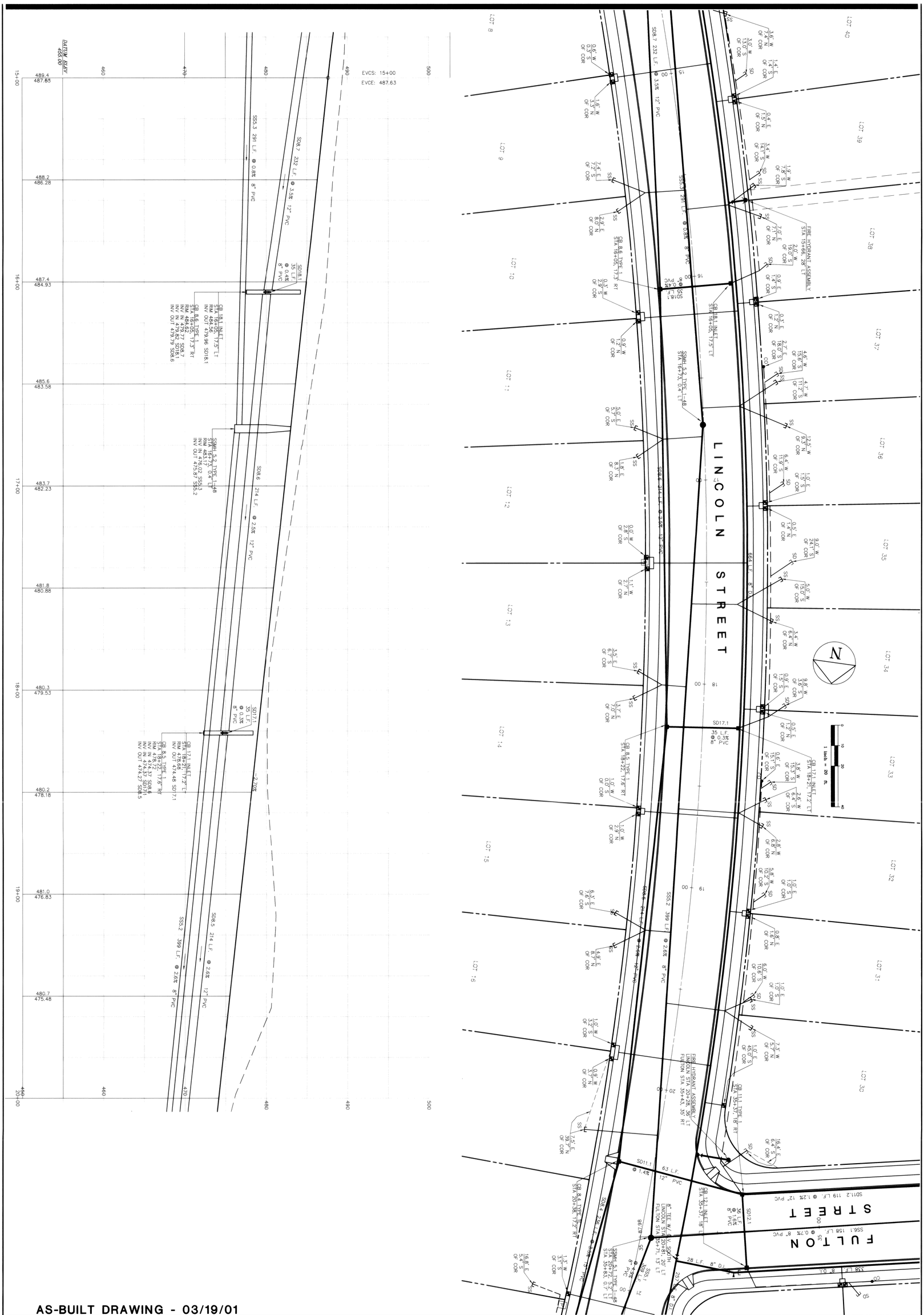

AS-BUILT DRAWING - 03/19/01

4 OF 21 SHEETS	REVISIONS		
SCALE: H: 1"=20' V: 1"=5'	DESIGN: CRP		
DATE: 3/19/01	DRAWN: DWMA		
FILE: HMNW0017/ HM17RD3A.DWG	CHECKED: CRP		

CRAIG R. PARKINSON — STATE OF WASHINGTON — 20793 — REGISTERED PROFESSIONAL ENGINEER — 4/11/01 — EXPIRES 4-28-03

DAVID EVANS AND ASSOCIATES, INC.
119 GRAND AVENUE, SUITE D
BELLINGHAM, WA 98225-4400 (360) 647-7151

VISTA RIDGE

LINCOLN STREET PLAN / PROFILE

STA: 15+00 - 20+00

00249.004 2.16.00 FR

P:\P\HMNW0017\DWG\AS-BUILTS\Hm17rd3a.dwg Wed Apr 11 07:09:22 2001 DAVID EVANS AND ASSOCIATES, INC -TSR

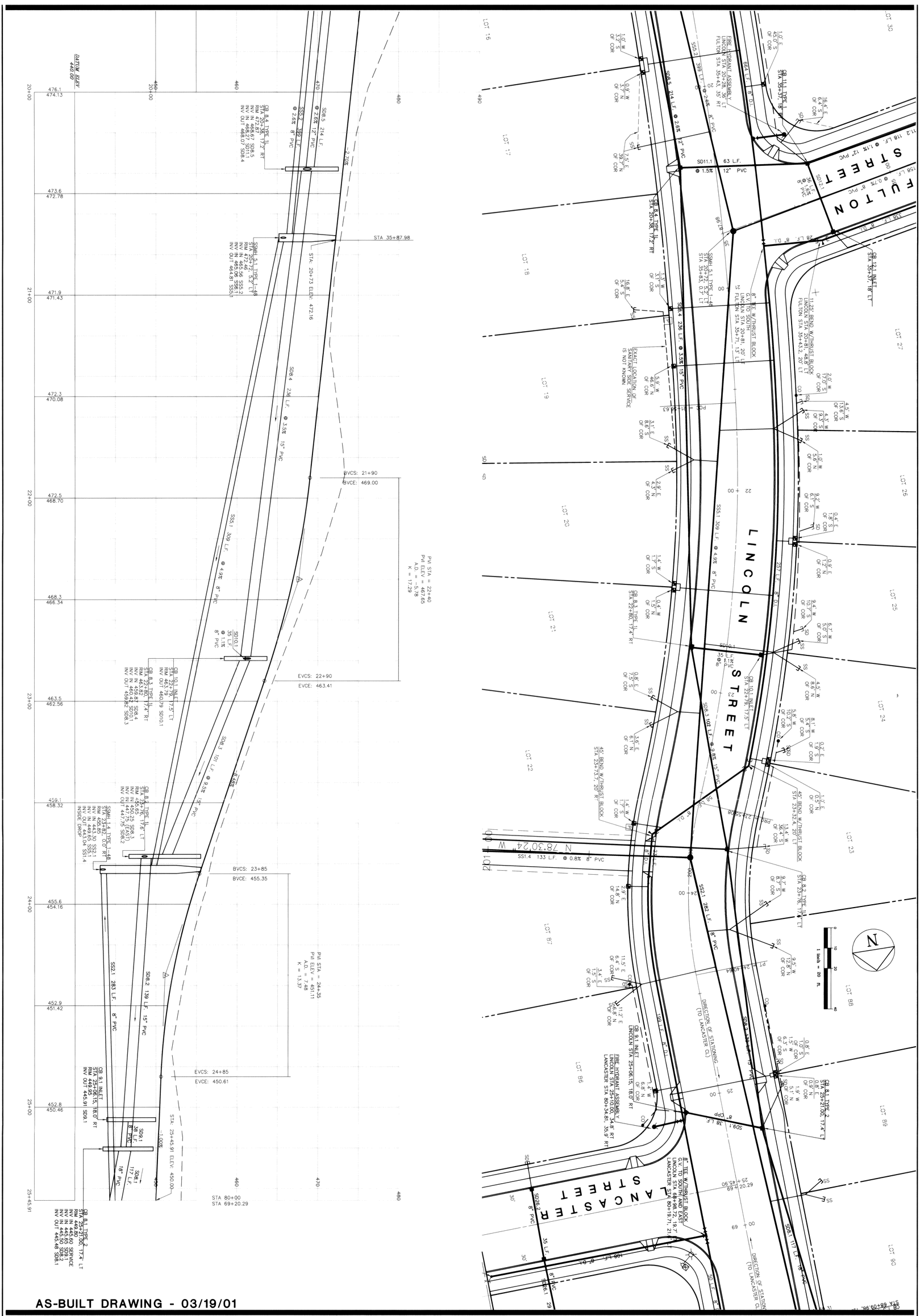

AS-BUILT DRAWING - 03/19/01

5 OF 21 SHEETS	REVISIONS		
SCALE: H: 1"=20' V: 1"=5'	DESIGN: CRP		
DATE: 3/19/01	DRAWN: DWMA		
FILE: HMNW0017/ HM17RD3A.DWG	CHECKED: CRP		

CRAIG R. YAKKENAN, STATE OF WASHINGTON, 25783, REGISTERED PROFESSIONAL ENGINEER

EXPIRES 4-28-03

DAVID EVANS AND ASSOCIATES, INC.
119 GRAND AVENUE, SUITE D
BELLINGHAM, WA 98225-4400 (360) 647-7151

VISTA RIDGE

LINCOLN STREET PLAN / PROFILE

STA: 20+00 - 25+46

00249.005 2-16-06 KR

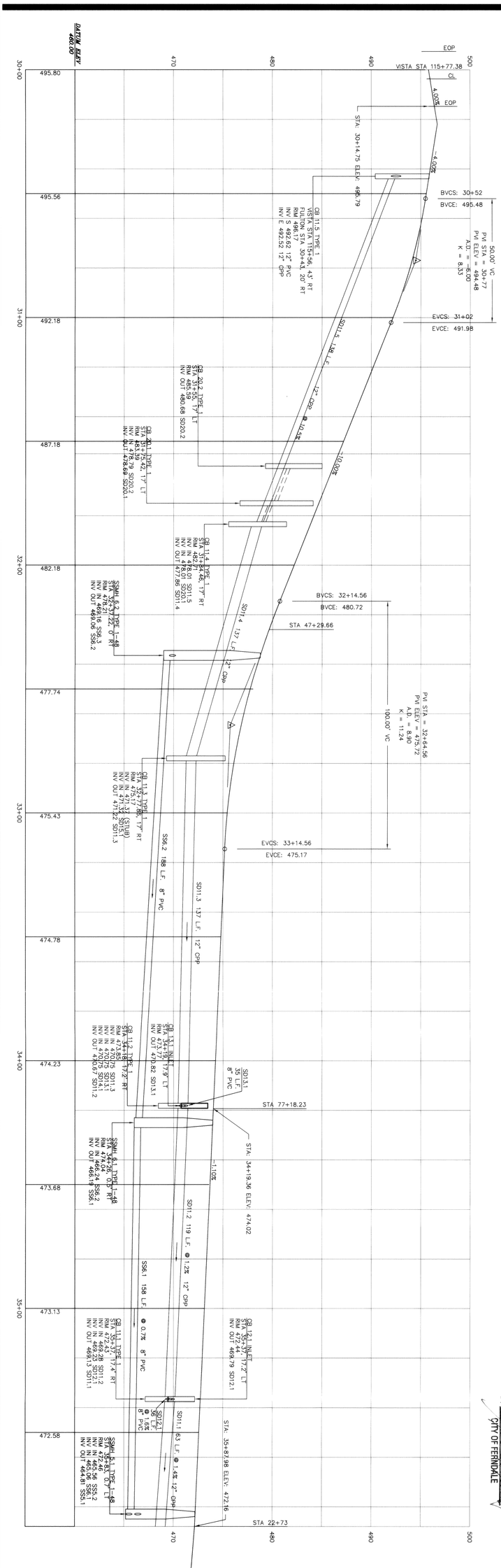

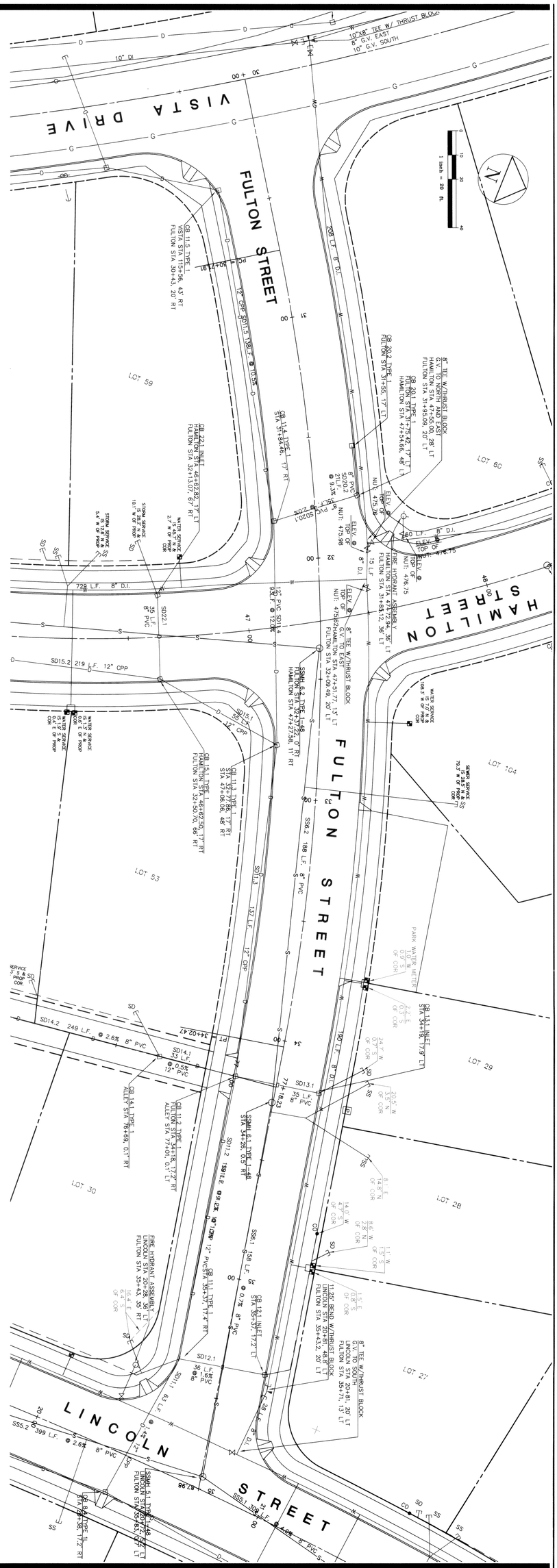

APPROVED
OCT 14 2002
BY
CITY OF FERNDALE

AS-BUILT DRAWING - 09/26/02

6 OF 21 SHEETS		REVISIONS	
SCALE: H: 1"=20' V: 1"=5'	DESIGN: CRP	PER CITY ON 6/19/02	
DATE: 9/26/02	DRAWN: DWMA	Revisions per city 9-25-02	
FILE: HMNW0017/ HM17RD3A.DWG	CHECKED: CAP		

CRAIG R. PARKINSON
STATE OF WASHINGTON
25783
REGISTERED PROFESSIONAL ENGINEER
EXPIRES 4-28-03

DAVID EVANS AND ASSOCIATES, INC.
119 GRAND AVENUE, SUITE D
BELLINGHAM, WA 98225-4400 (360) 647-7151

VISTA RIDGE

FULTON STREET PLAN / PROFILE

STA: 30+00 - 35+79

00249.006 2.16.06 KR

P:\P\HMNW0017\DWG\AS-BUILTS\Hm17rd3a.dwg Wed Apr 11 07:11:06 2001 DAVID EVANS AND ASSOCIATES, INC -TSR

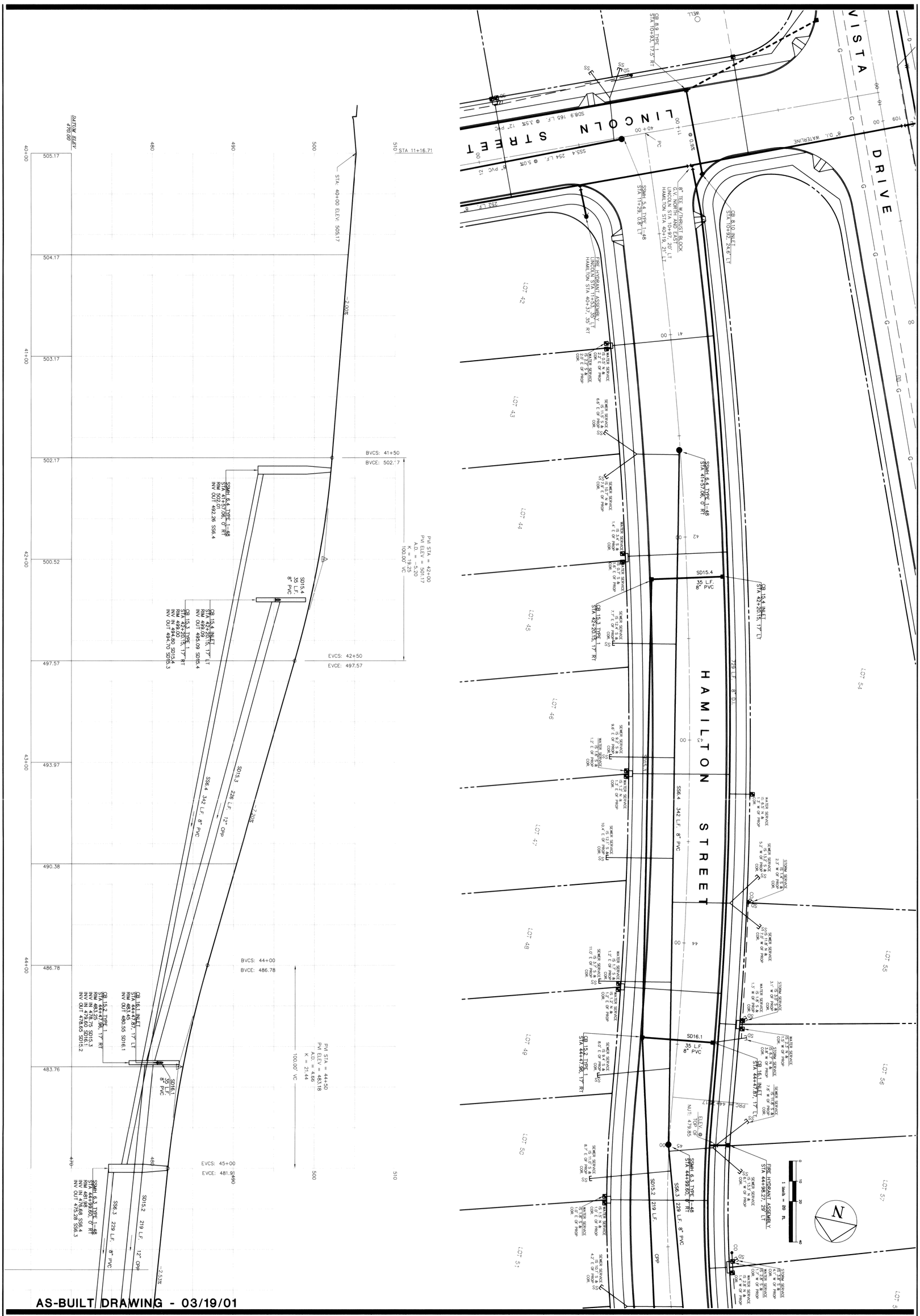

AS-BUILT DRAWING - 03/19/01

7 OF 21 SHEETS	REVISIONS		
SCALE: H: 1"=20' V: 1"=5'	DESIGN: CRP		
DATE: 3/19/01	DRAWN: DWMA		
FILE: HMNW0017/ HM17RD3A.DWG	CHECKED: CRP		

CRAIG R. PARKINSON — STATE OF WASHINGTON — 35783 — REGISTERED PROFESSIONAL ENGINEER — 4/11/01

EXPIRES 4-28-03

DAVID EVANS AND ASSOCIATES, INC

119 GRAND AVENUE, SUITE D
BELLINGHAM, WA 98225-4400 (360) 647-7151

VISTA RIDGE

HAMILTON STREET PLAN / PROFILE

STA: 40+00 - 45+00

00249.007 2.16.06 KR

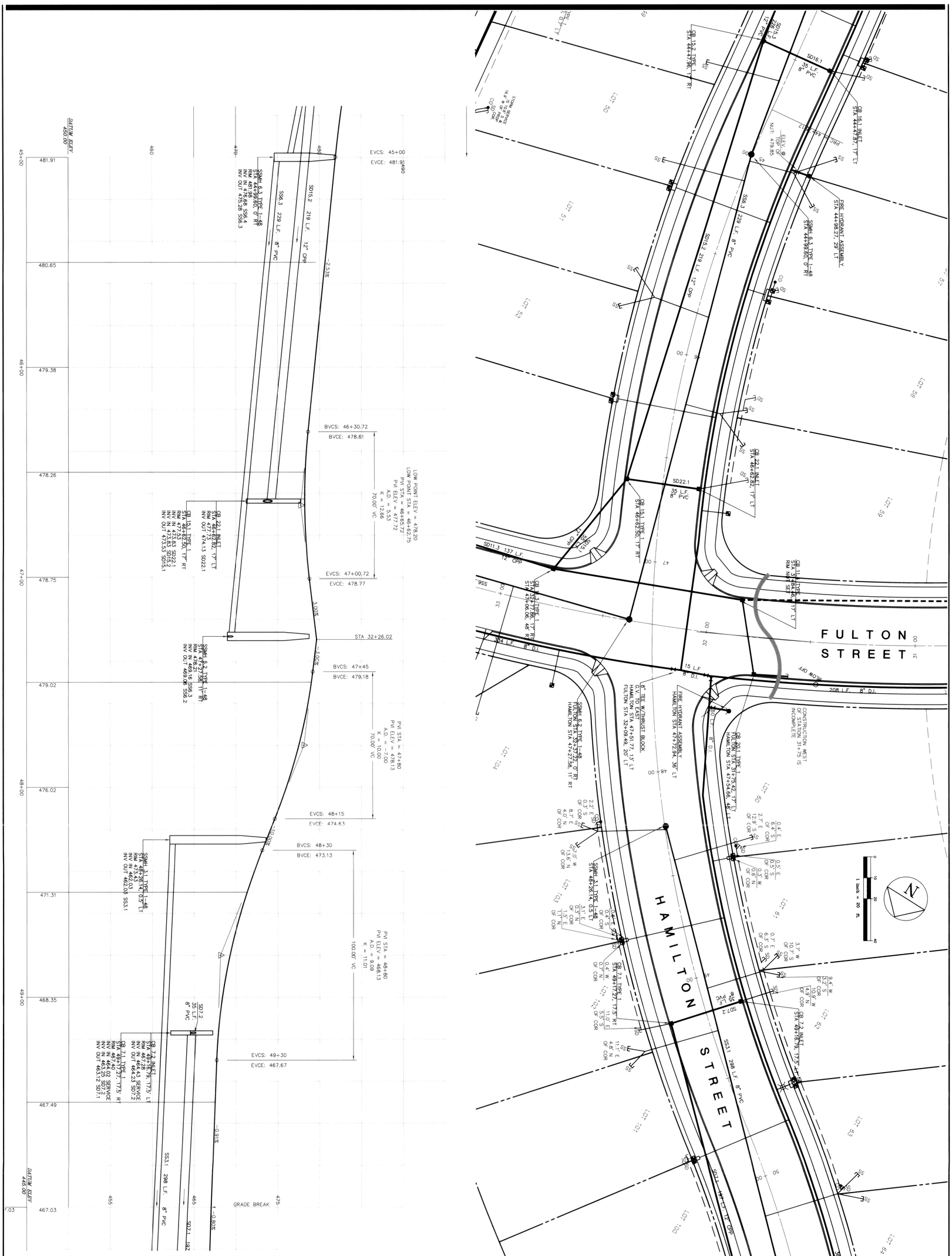

AS-BUILT DRAWING - 03/19/01

8 OF 21 SHEETS	REVISIONS	
SCALE: H: 1"=20' V: 1"=5'	DESIGN: CRP	
DATE: 3/19/01	DRAWN: DWMA	
FILE: HMNW0017/ HM17RD3A.DWG	CHECKED: CRP	

GRAEME R. PARKINSON — STATE OF WASHINGTON — 25783 — REGISTERED PROFESSIONAL ENGINEER
EXPIRES 4-28-03

DAVID EVANS AND ASSOCIATES, INC
119 GRAND AVENUE, SUITE D
BELLINGHAM, WA 98225-4400 (360) 647-7151

VISTA RIDGE

HAMILTON STREET PLAN / PROFILE

STA: 45+00 - 50+00

00249.008 2-16-06 KR

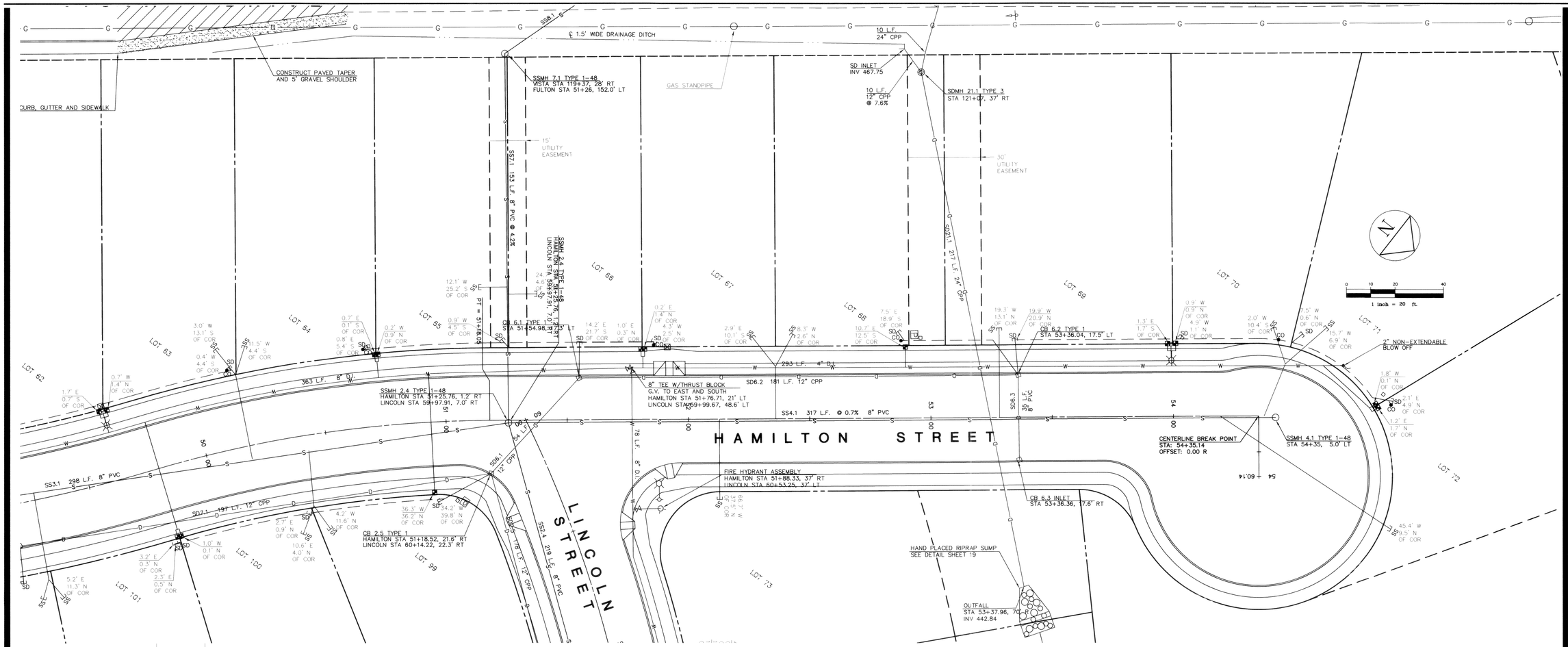

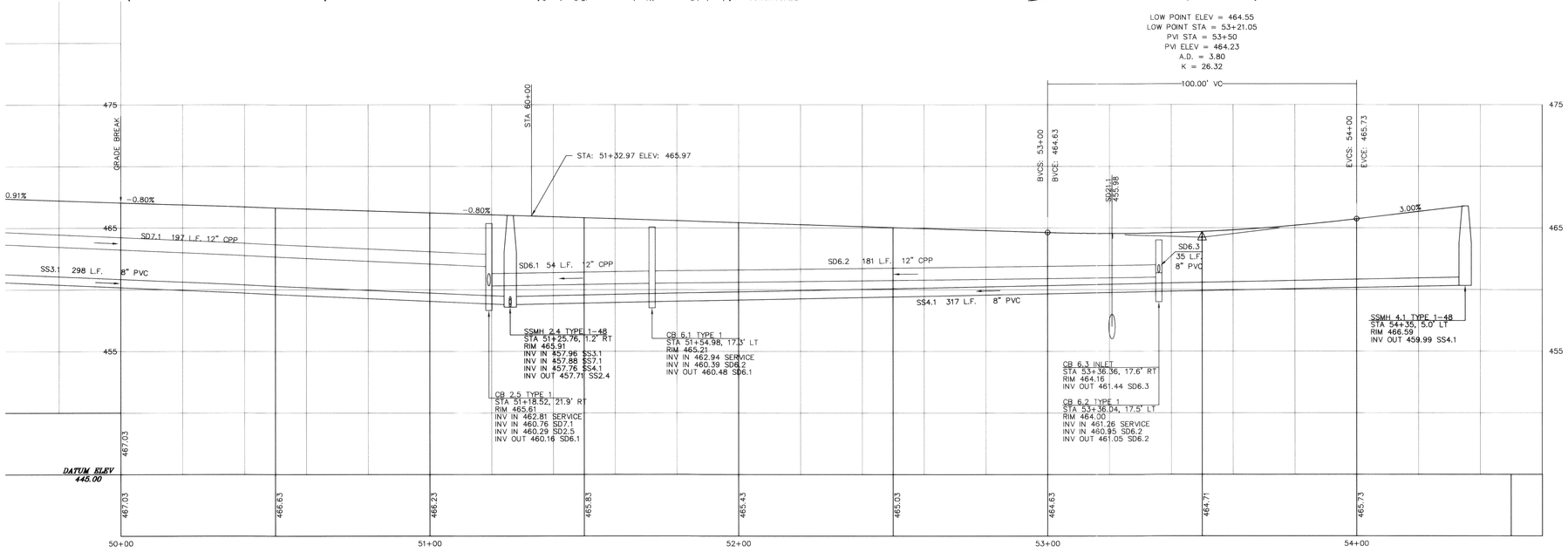

APPROVED
OCT 14 2002
BY
CITY OF FERNDALE

AS-BUILT DRAWING - 09/26/02

VISTA RIDGE
HAMILTON STREET PLAN / PROFILE
STA: 50+00 - 54+35

00249.009 9/16/02

DAVID EVANS AND ASSOCIATES, INC.
119 GRAND AVENUE, SUITE D
BELLINGHAM, WA 98225-4400 (360) 647-7151

GARY D. PARKINSON — STATE OF WASHINGTON — 25793 — REGISTERED PROFESSIONAL ENGINEER
EXPIRES 4-26-03

REVISIONS
PER CITY ON 6/19/02
Revisions per city 9-25-02

SHEET 9 OF 21 SHEETS

SCALE: H: 1"=20' V: 1"=5'
DESIGN: CRP
DATE: 9/26/02
DRAWN: DVM/A
FILE: HMNWG017/HM17RD3A.DWG
CHECKED: CK

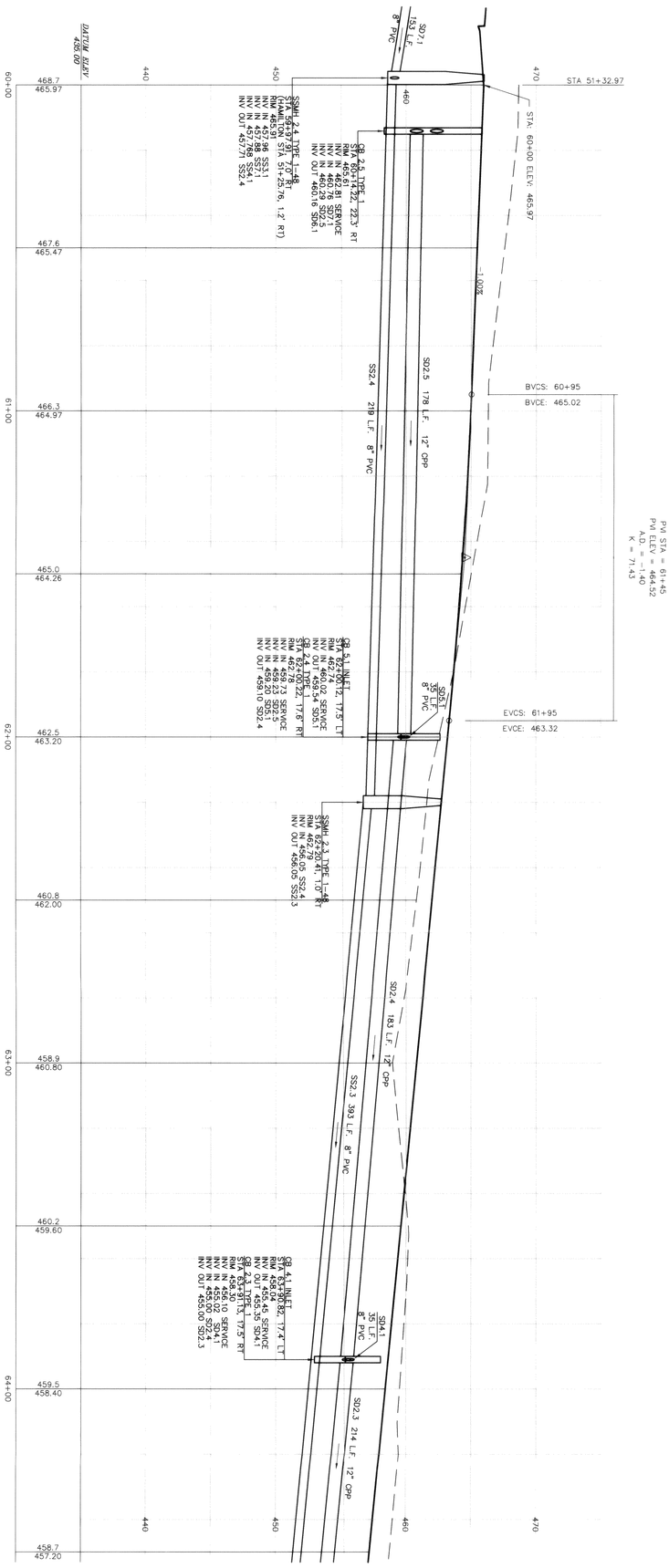

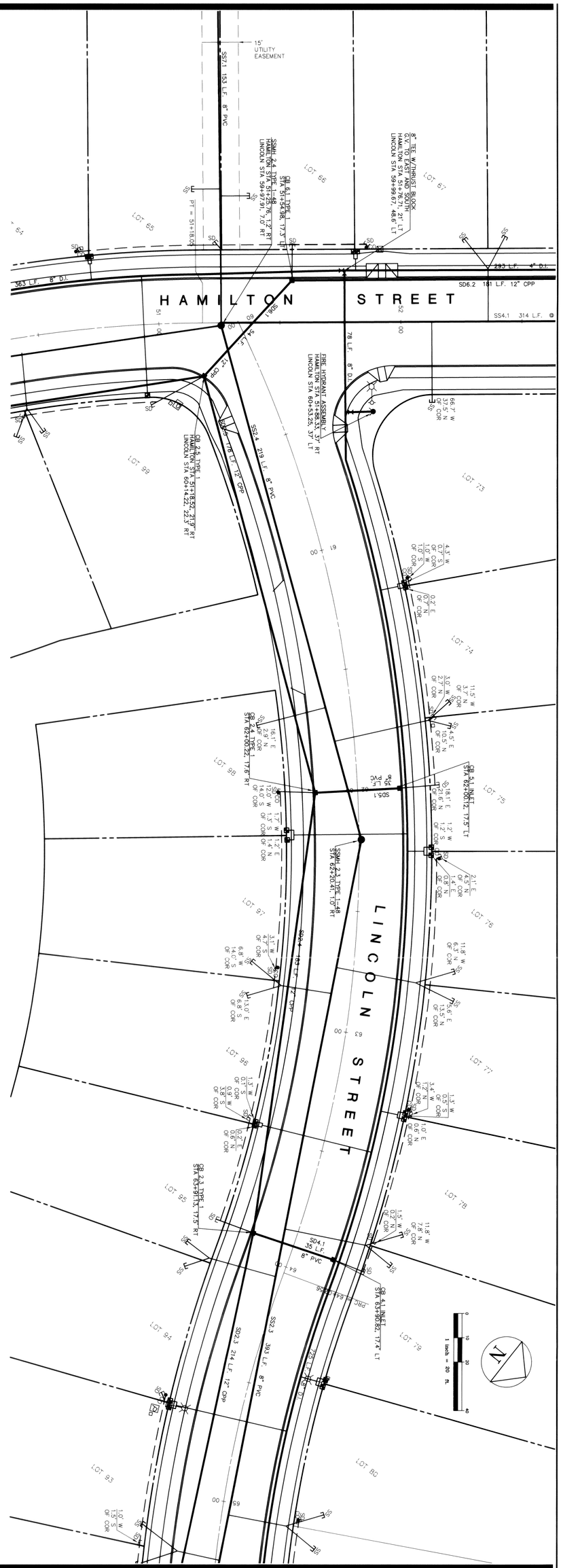

AS-BUILT DRAWING - 03/19/01

10 OF 21 SHEETS	REVISIONS	
SCALE: H: 1"=20' V: 1"=5'	DESIGN: CRP	
DATE: 3/19/01	DRAWN: DWMA	
FILE: HMNW0017/HM17RD3A.DWG	CHECKED: CAP	

CRAIG R. PARKINSON — STATE OF WASHINGTON — 20783 — REGISTERED PROFESSIONAL ENGINEER — 4/12/01

EXPIRES 4-28-03

DAVID EVANS AND ASSOCIATES, INC
119 GRAND AVENUE, SUITE D
BELLINGHAM, WA 98225-4400 (360) 647-7151

VISTA RIDGE

LINCOLN STREET PLAN / PROFILE

STA: 60+00 - 64+50

00249.010 2-16-06 KR

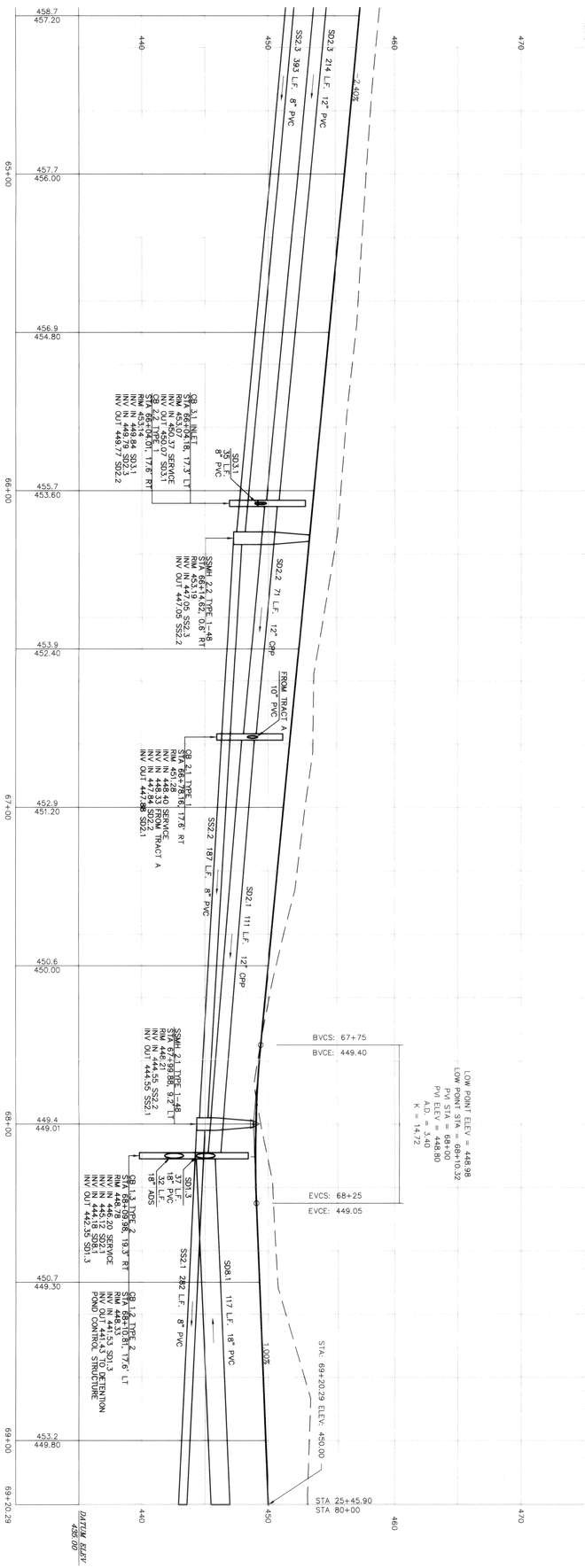

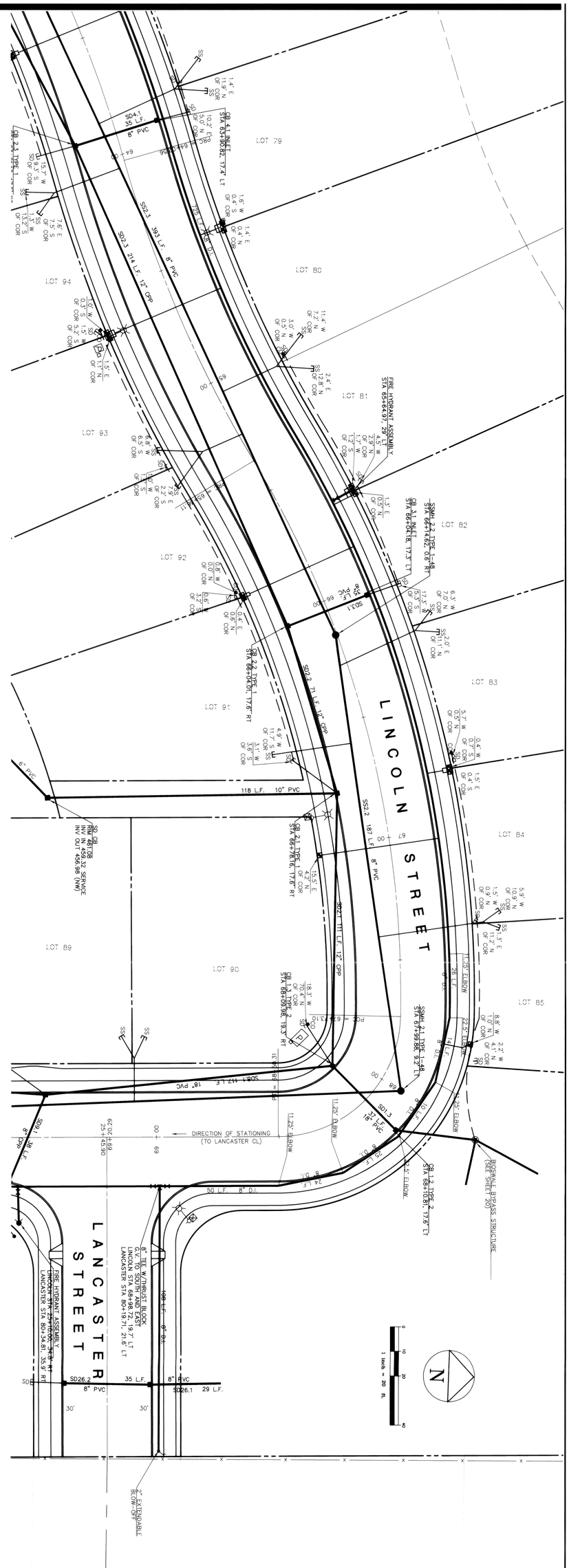

AS-BUILT DRAWING - 03/19/01

11 OF 21 SHEETS		REVISIONS	
SCALE: H: 1"=20' V: 1"=5'	DESIGN: CRP		
DATE: 3/19/01	DRAWN: DWMA		
FILE: HMNW0017/ HM17RD3A.DWG	CHECKED: CAP		

CRAIG R. PARKINSON — STATE OF WASHINGTON — 20783 — REGISTERED PROFESSIONAL ENGINEER — 4/11/01 — EXPIRES 4-28-03

DAVID EVANS AND ASSOCIATES, INC
119 GRAND AVENUE, SUITE D
BELLINGHAM, WA 98225-4400 (360) 647-7151

VISTA RIDGE

LINCOLN STREET PLAN / PROFILE

STA: 64+50 - 69+20

00249.011 2.16.06 KR

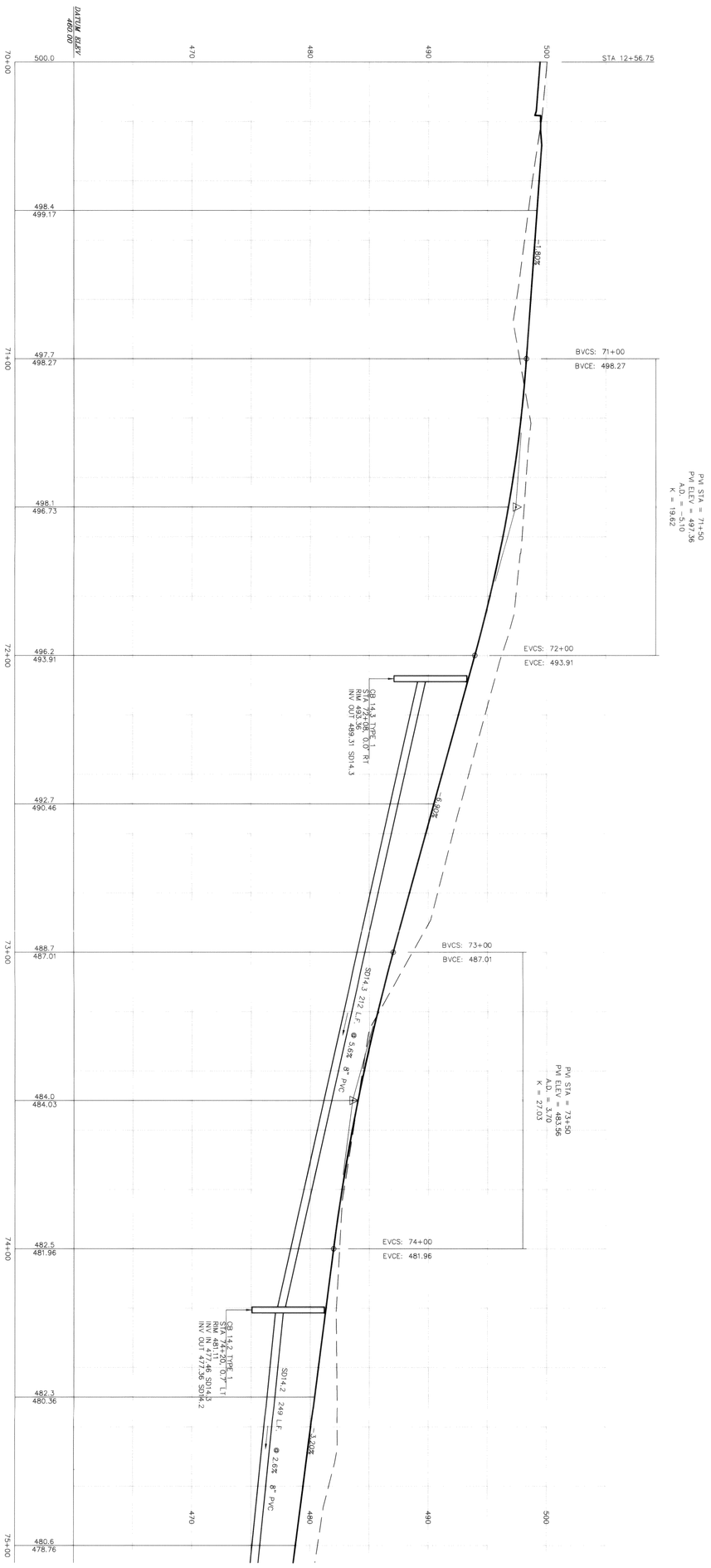

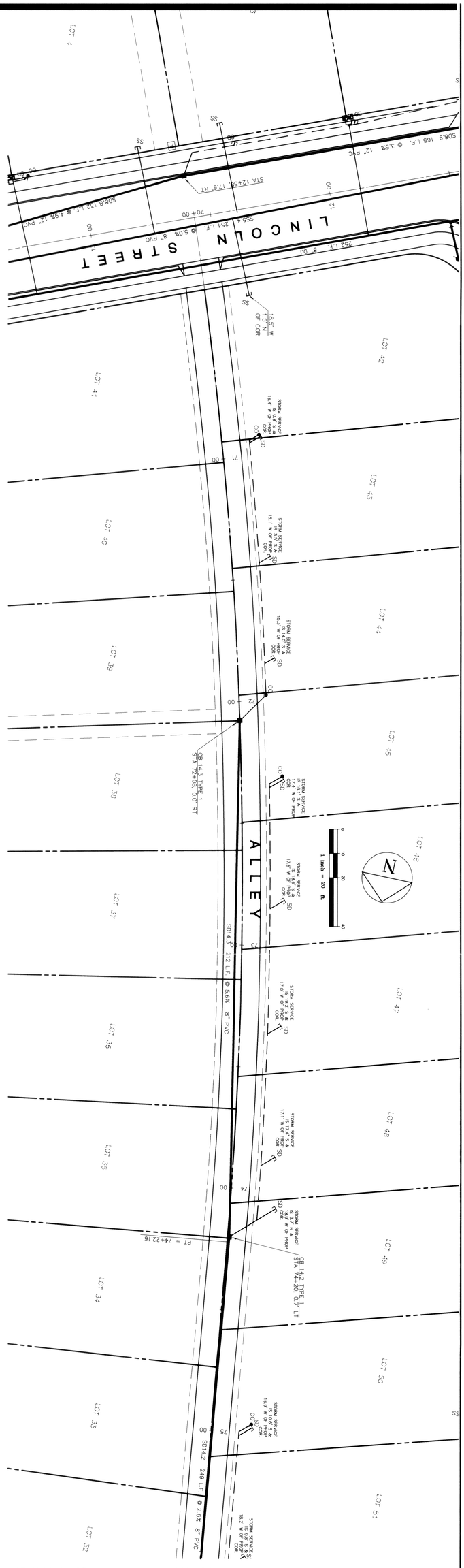

AS-BUILT DRAWING - 03/19/01

12 OF 21 SHEETS		REVISIONS	
SCALE: H: 1"=20' V: 1"=5'	DESIGN: CRP		
DATE: 3/19/01	DRAWN: DWMA		
FILE: HMNW0017/ HM17RD3A.DWG	CHECKED: CRP		

CRAIG R. PARKINSON — STATE OF WASHINGTON — 25783 — REGISTERED PROFESSIONAL ENGINEER — 4/11/01

EXPIRES 4-28-03

DAVID EVANS AND ASSOCIATES, INC
119 GRAND AVENUE, SUITE D
BELLINGHAM, WA 98225-4400 (360) 647-7151

VISTA RIDGE

ALLEY PLAN / PROFILE

STA: 70+00 - 75+00

00249.012 2-16-06 KR

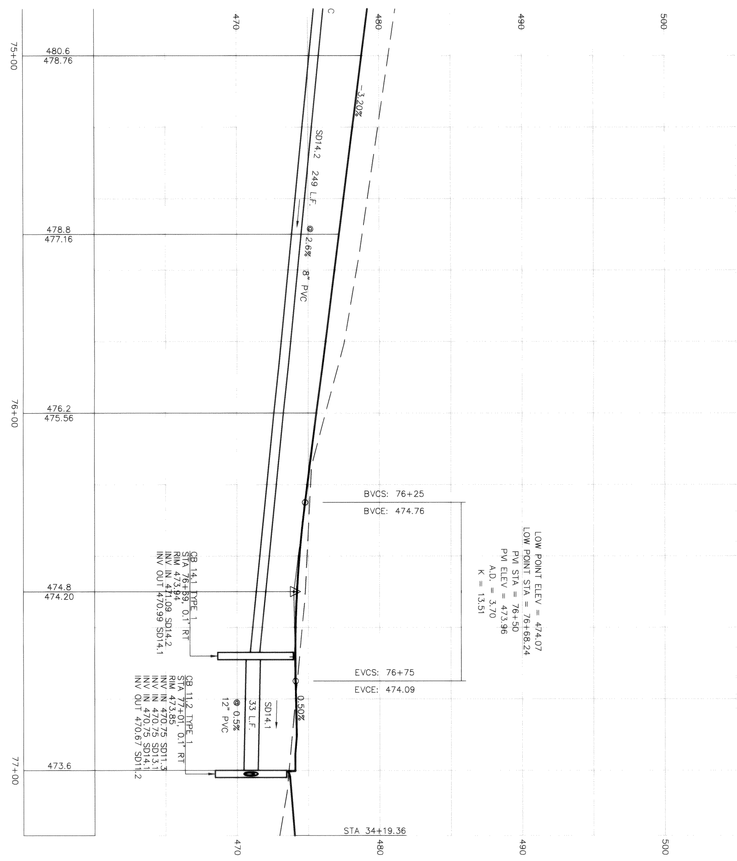

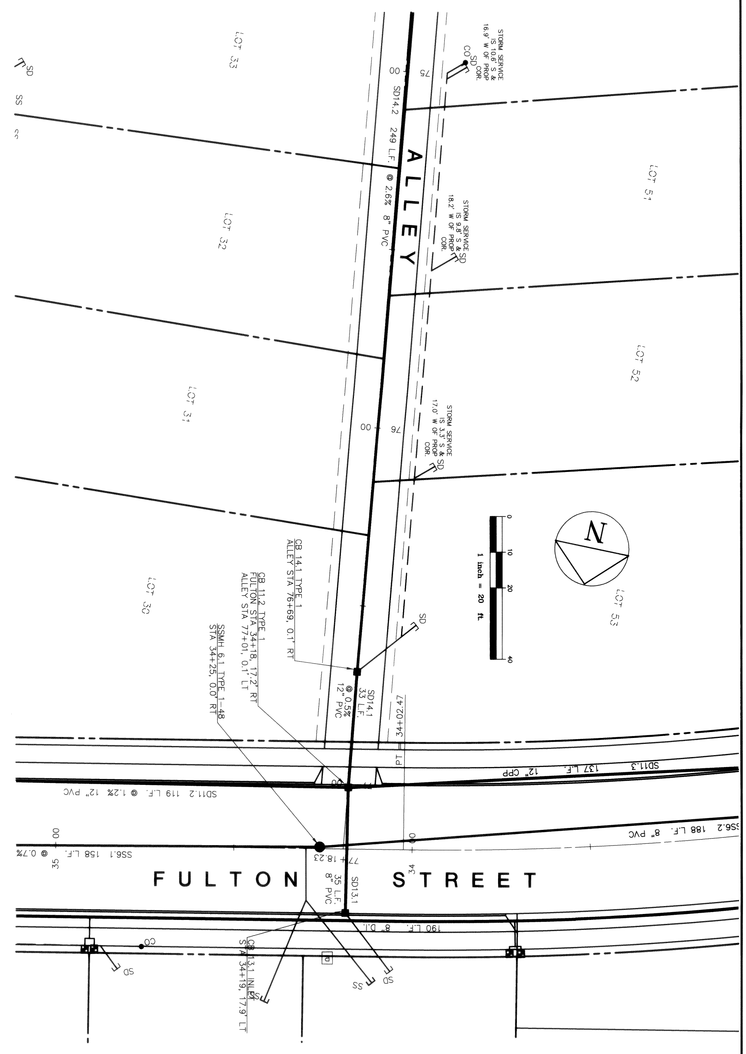

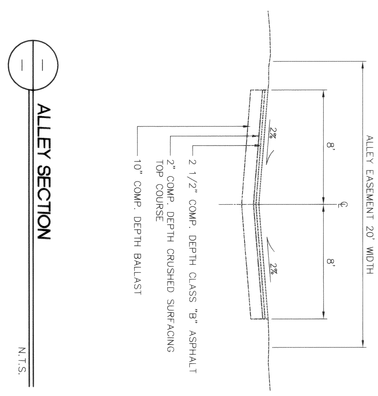

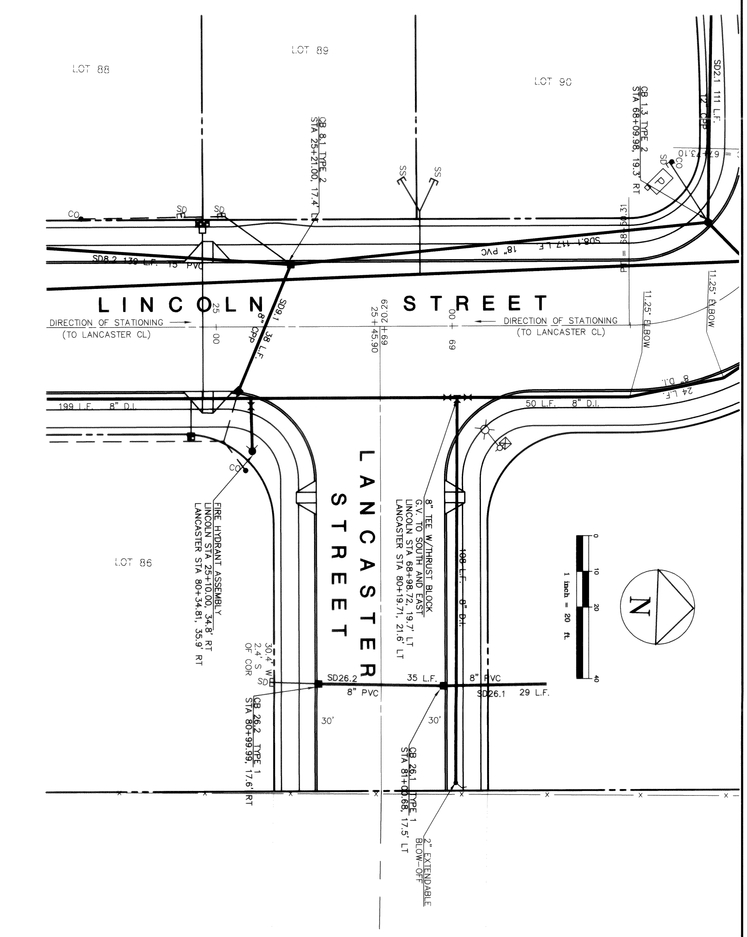



AS-BUILT DRAWING - 03/19/01

13 OF 21 SHEETS		REVISIONS	
SCALE: H: 1"=20' V: 1"=5'	DESIGN: CRP		
DATE: 3/19/01	DRAWN: DWMA		
FILE: HMNW0017/ HM17RD3A.DWG	CHECKED: CRP		

GRAIG A. PARKINSON — STATE OF WASHINGTON — 28783 — REGISTERED PROFESSIONAL ENGINEER — 4/11/01
EXPIRES 4-28-01

DAVID EVANS AND ASSOCIATES, INC
119 GRAND AVENUE, SUITE D
BELLINGHAM, WA 98225-4400 (360) 647-7151

VISTA RIDGE

ALLEY & LANCASTER ST. PLAN / PROFILE

STA: 75+00-76+98 & 80+00-81+30

00249.013 2-16-06 KR

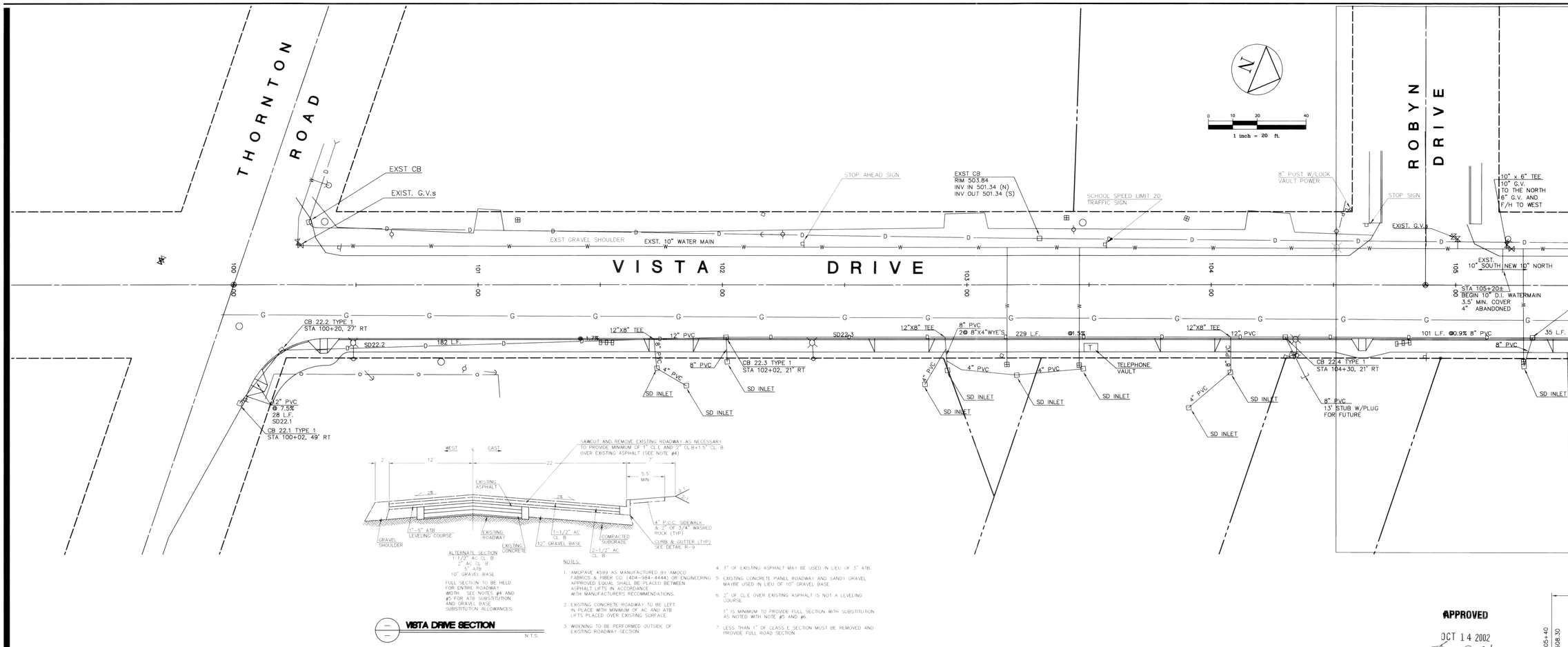

VISTA DRIVE SECTION

N.T.S.

NOTES:

1. AMOPAVE 4599 AS MANUFACTURED BY AMOCO FABRICS & FIBER CO. (404-984-4444) OR ENGINEERING APPROVED EQUAL SHALL BE PLACED BETWEEN ASPHALT LIFTS IN ACCORDANCE WITH MANUFACTURERS RECOMMENDATIONS.
2. EXISTING CONCRETE ROADWAY TO BE LEFT IN PLACE WITH MINIMUM OF AC AND ATB LIFTS PLACED OVER EXISTING SURFACE.
3. WIDENING TO BE PERFORMED OUTSIDE OF EXISTING ROADWAY SECTION.
4. 5" OF EXISTING ASPHALT MAY BE USED IN LIEU OF 3" ATB.
5. EXISTING CONCRETE PANEL ROADWAY AND SANDY GRAVEL MAYBE USED IN LIEU OF 10" GRAVEL BASE.
6. 2" OF CLE OVER EXISTING ASPHALT IS NOT A LEVELING COURSE.

   1" IS MINIMUM TO PROVIDE FULL SECTION WITH SUBSTITUTION AS NOTED WITH NOTE #5 AND #6.
7. LESS THAN 1" OF CLASS E SECTION MUST BE REMOVED AND PROVIDE FULL ROAD SECTION.

APPROVED
OCT 14 2002
BY
CITY OF FERNDALE

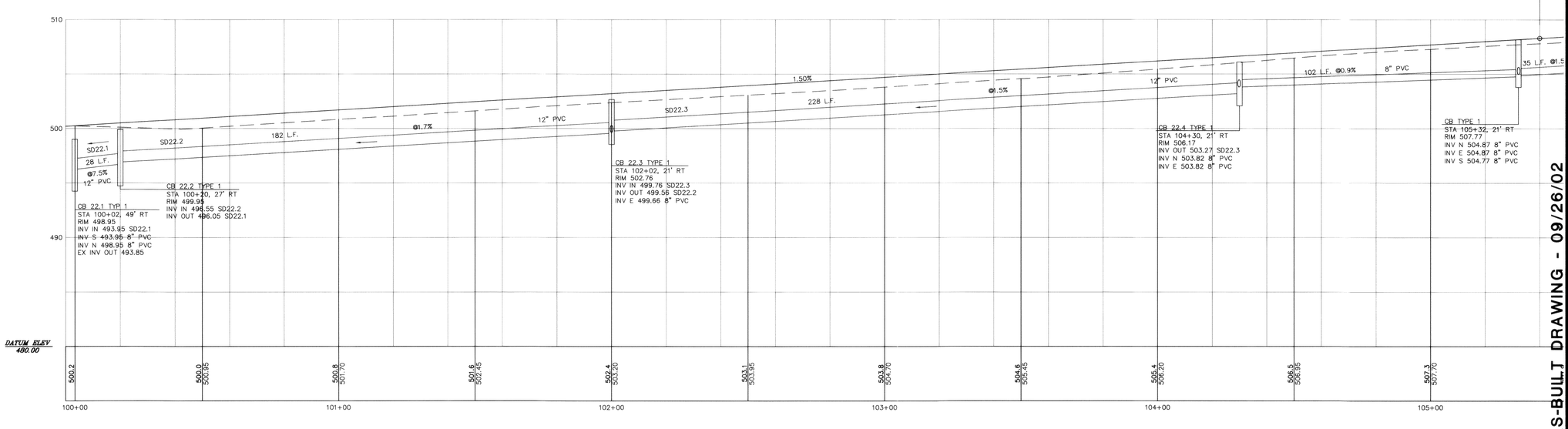

VISTA RIDGE

VISTA DRIVE PLAN / PROFILE

STA: 100+00-105+00

00249.014 2-14-00 KP

AS-BUILT DRAWING - 09/26/02

REVISIONS
PER CITY ON 6/19/02
Revisions per city 9-25-02

DAVID EVANS AND ASSOCIATES, INC.
119 GRAND AVENUE, SUITE D
BELLINGHAM, WA 98225-4400 (360) 647-7151

CHRIS PARKINSON
STATE OF WASHINGTON
REGISTERED PROFESSIONAL ENGINEER
EXPIRES 4-28-03

SHEETS 14 OF 21

SCALE: H: 1"=20' V: 1"=5'
DESIGN: CRP
DATE: 9/26/02
DRAWN: DVMA
RE: HMNW0017/HM17R03A.DWG
CHECKED: CH

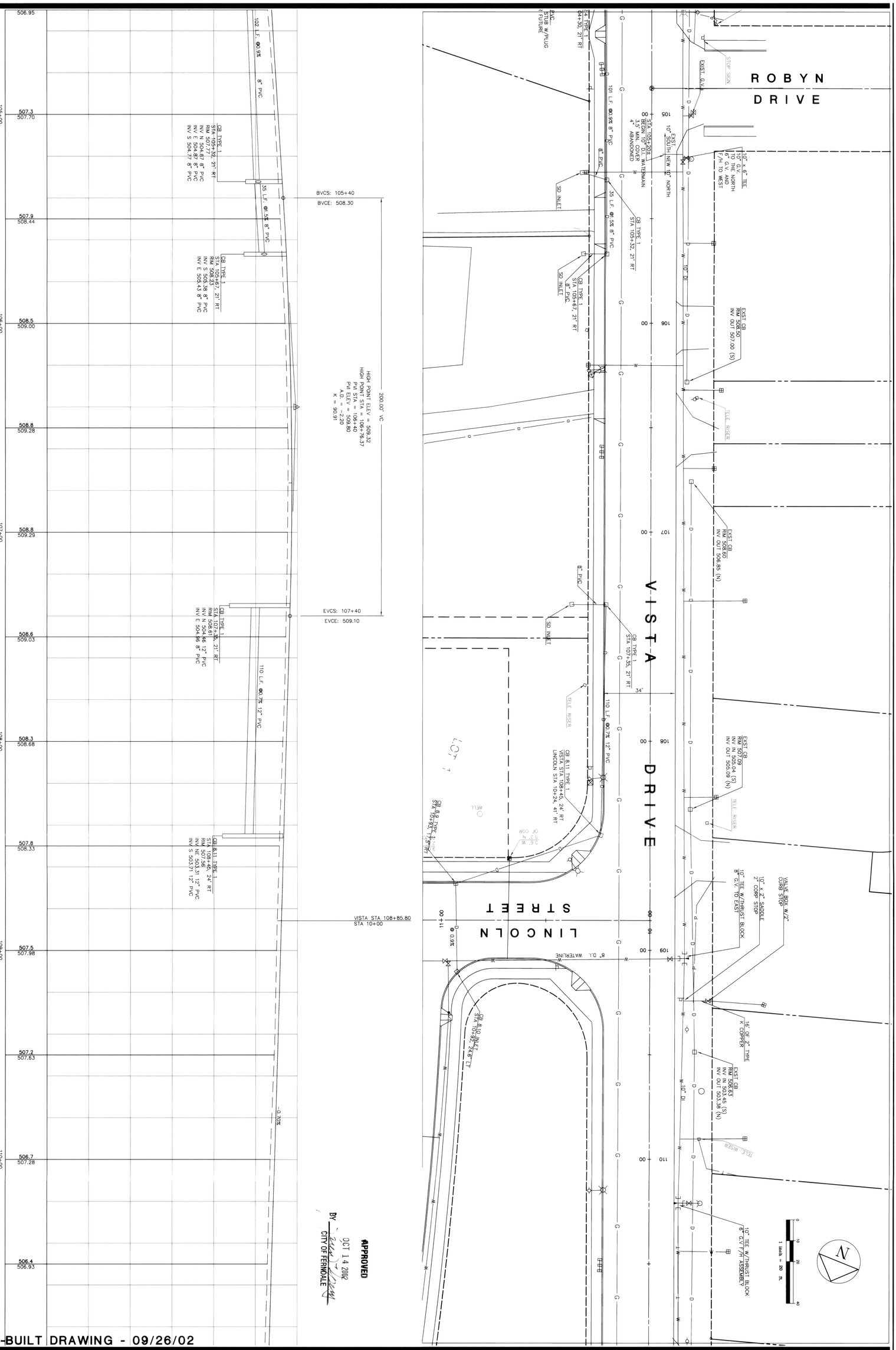

15 OF 21 SHEETS	REVISIONS
SCALE: H: 1"=20' V: 1"=5'	PER CITY ON 6/19/02
DESIGN: CRP	Revisions per city 9-25-02
DATE: 9/26/02	
DRAWN: DWMA	
FILE: HMNW0017/ HM17RD3A.DWG	
CHECKED: CLP	

CARTER P. JOHNSON
STATE OF WASHINGTON
25783
REGISTERED PROFESSIONAL ENGINEER
EXPIRES 4-28-03

DAVID EVANS AND ASSOCIATES, INC.
119 GRAND AVENUE, SUITE D
BELLINGHAM, WA 98225-4400 (360) 647-7151

VISTA RIDGE

VISTA DRIVE PLAN / PROFILE

STA: 105+00-110+00

0249.015 2-16-06 PR

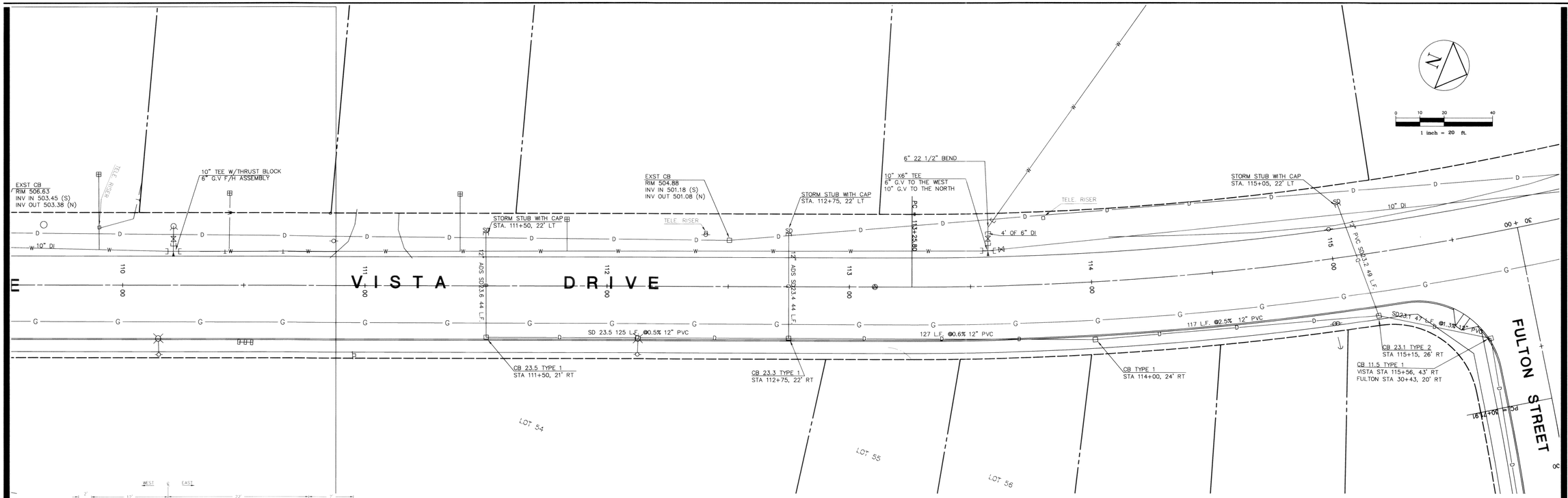

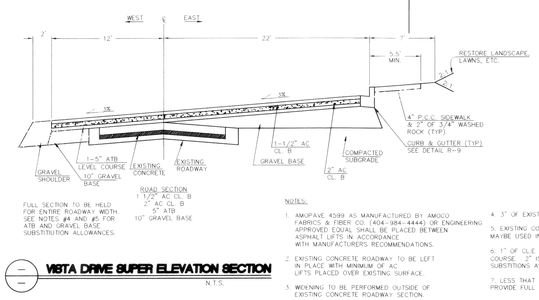

FULL SECTION TO BE HELD FOR ENTIRE ROADWAY WIDTH. SEE NOTES #4 AND #5 FOR ATB AND GRAVEL BASE SUBSTITUTION ALLOWANCES.

NOTES:

1. AMOPAVE 4599 AS MANUFACTURED BY AMOCO FABRICS & FIBER CO. (404-984-4444) OR ENGINEERING APPROVED EQUAL SHALL BE PLACED BETWEEN ASPHALT LIFTS IN ACCORDANCE WITH MANUFACTURER'S RECOMMENDATIONS.
2. EXISTING CONCRETE ROADWAY TO BE LEFT IN PLACE WITH MINIMUM OF AC LIFTS PLACED OVER EXISTING SURFACE.
3. WIDENING TO BE PERFORMED OUTSIDE OF EXISTING CONCRETE ROADWAY SECTION.
4. 3" OF EXISTING ASPHALT MAY BE USED IN LIEU OF 3" ATB.
5. EXISTING CONCRETE PANEL ROADWAY AND SANDY GRAVEL MAY BE USED IN LIEU OF 10" GRAVEL BASE.
6. 1" OF CLE ORE EXISTING ASPHALT IS NOT A LEVEL COURSE. 2" IS A MINIMUM TO PROVIDE FULL SECTION WITH SUBSTITIONS AS NOTED WITH #4 AND #5.
7. LESS THAT 1" OF CLASS E SECTION MUST BE REMOVED TO PROVIDE FULL ROAD SECTION.

VISTA DRIVE SUPER ELEVATION SECTION

N.T.S.

APPROVED

OCT 14 2002

BY _____ CITY OF FERNDALE

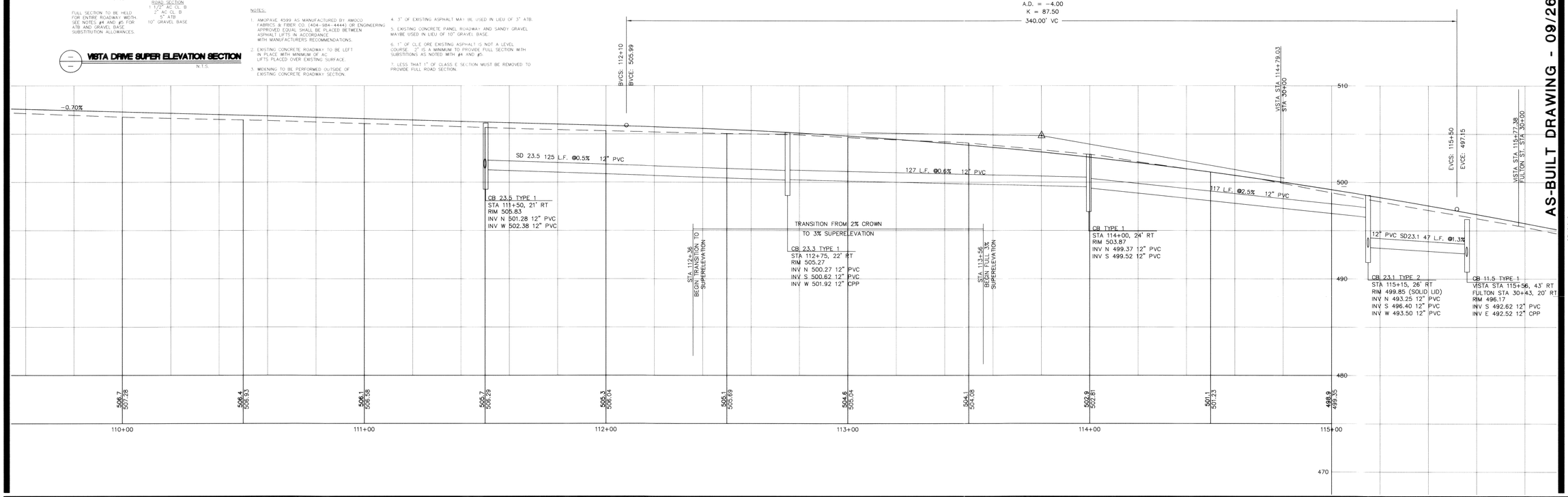

VISTA RIDGE

VISTA DRIVE PLAN / PROFILE

STA: 110+00-115+00

0024.010 2-16-00 KR

AS-BUILT DRAWING - 09/26/02

REVISIONS

PER CITY ON 6/19/02

PER CITY ON 9/25/02

DAVID EVANS AND ASSOCIATES, INC.
119 GRAND AVENUE, SUITE D
BELLINGHAM, WA 98225-4400 (360) 647-7151

CHARLES PARKINSON, STATE OF WASHINGTON, 25763, REGISTERED PROFESSIONAL ENGINEER

EXPIRES 4-28-03

16 OF 21 SHEETS

SCALE: H: 1"=20' V: 1"=5'

DESIGN: CRP

DATE: 3/19/01

DRAWN: DWMA

FILE: HMNWG017/HM17RD3A.DWG

CHECKED: CLP

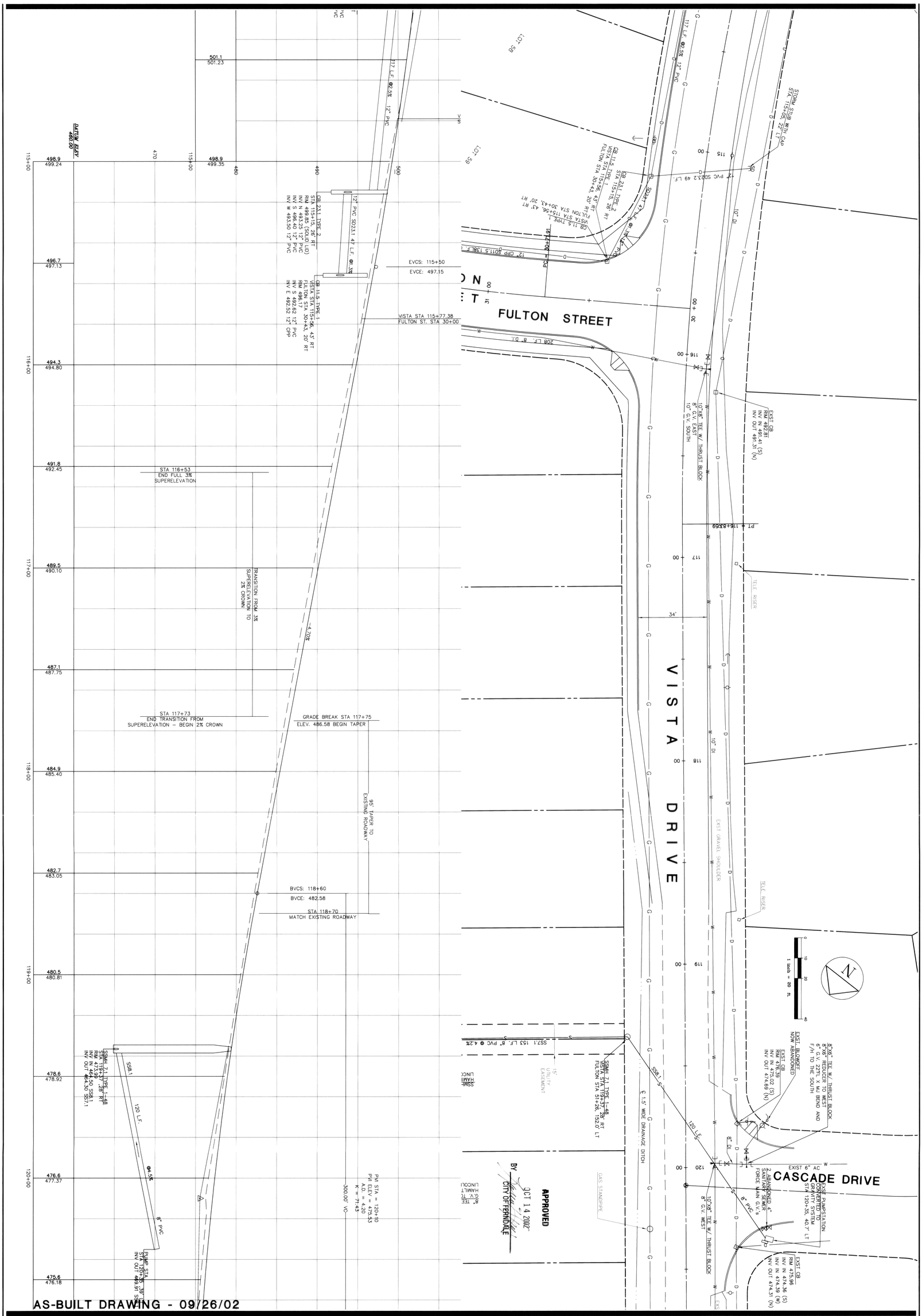

17 OF 21 SHEETS	REVISIONS	
SCALE: H: 1"=20' V: 1"=5'	DESIGN: CRP	PER CITY ON 6/19/02
DATE: 3/19/01	DRAWN: DWMA	PER CITY ON 9/25/02
FILE: HMNW0017/ HM17RD3A.DWG	CHECKED: CRP	

CRAIG D. PARKINSON, STATE OF WASHINGTON, 25783, REGISTERED PROFESSIONAL ENGINEER
EXPIRES 4-28-03

DAVID EVANS AND ASSOCIATES, INC.
119 GRAND AVENUE, SUITE D
BELLINGHAM, WA 98225-4400 (360) 647-7151

VISTA RIDGE

VISTA DRIVE PLAN / PROFILE

STA: 115+00-120+00

00249.017 2-16-04 KR

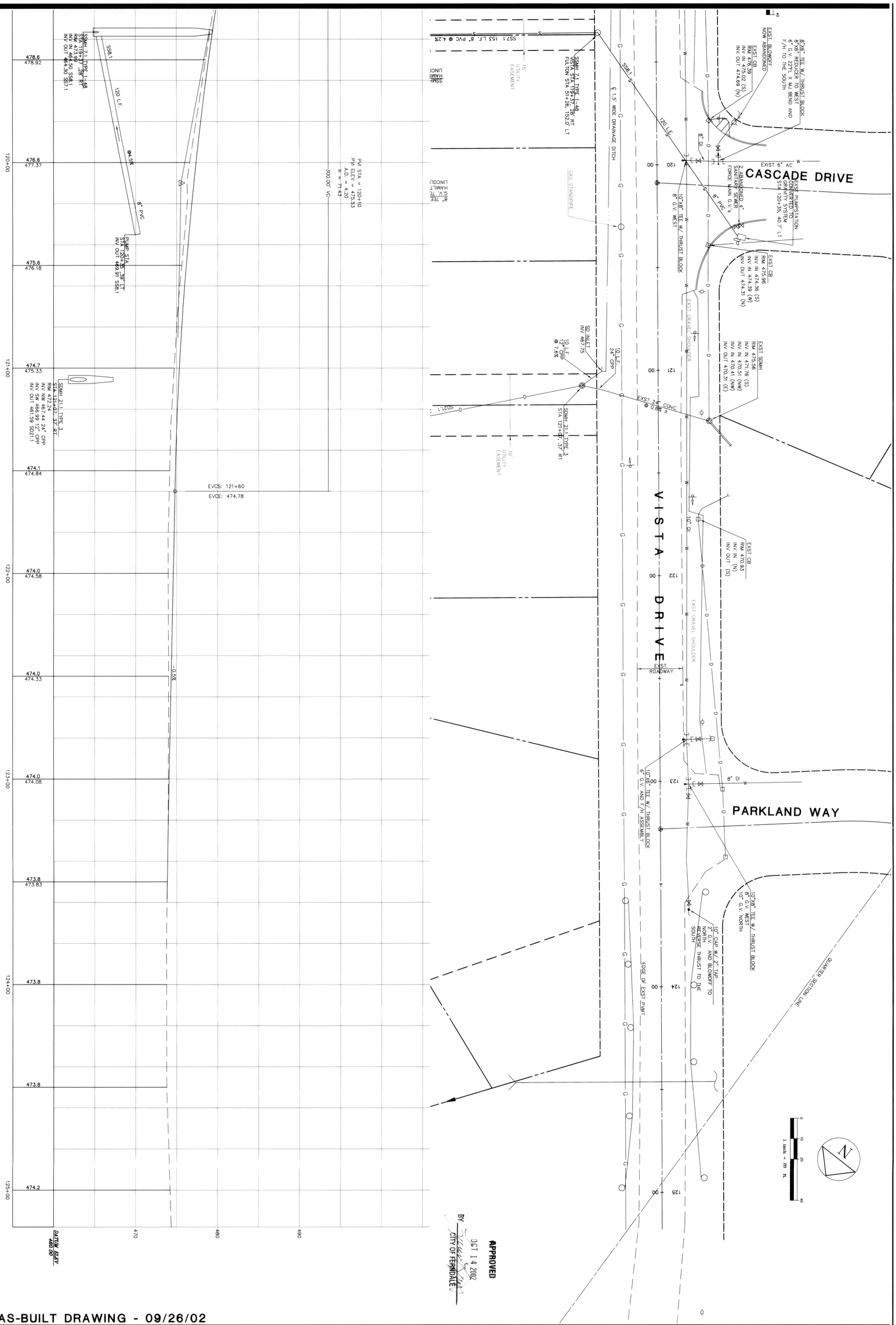

APPROVED
OCT 14 2002
BY
CITY OF FERNDALE

AS-BUILT DRAWING - 09/26/02

18 OF 21 SHEETS		REVISIONS
SCALE: H: 1"=20' V: 1"=5'	DESIGN: CRP	PER CITY ON 6/19/02
DATE: 3/19/01	DRAWN: DWMA	PER CITY ON 9/25/02
FILE: HMNW0017/ HM17RD3A.DWG	CHECKED: CAP	

CRAIG A. PARKINSON
STATE OF WASHINGTON
25783
REGISTERED
PROFESSIONAL ENGINEER
EXPIRES 4-28-03

DAVID EVANS AND ASSOCIATES, INC.
119 GRAND AVENUE, SUITE D
BELLINGHAM, WA 98225-4400 (360) 647-7151

VISTA RIDGE

VISTA DRIVE PLAN / PROFILE

STA: 120+00-125+00

D0249.018 2-16-06 KR

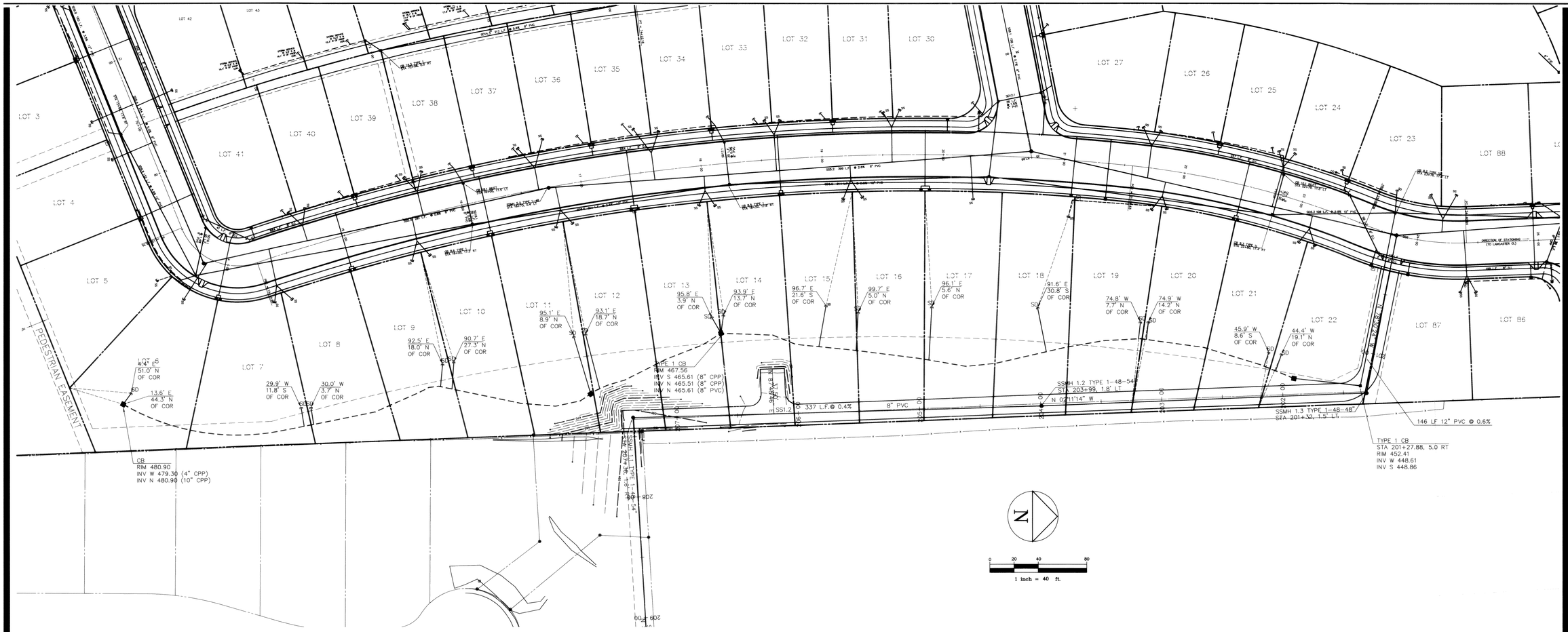

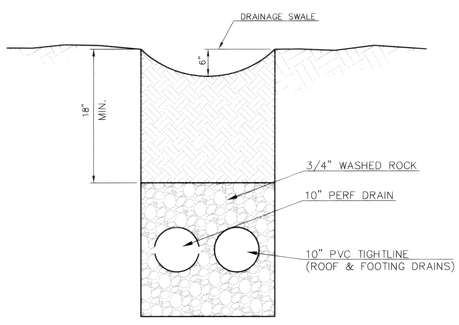

1/19 TYPICAL DRAIN LINE SECTION

NOT TO SCALE

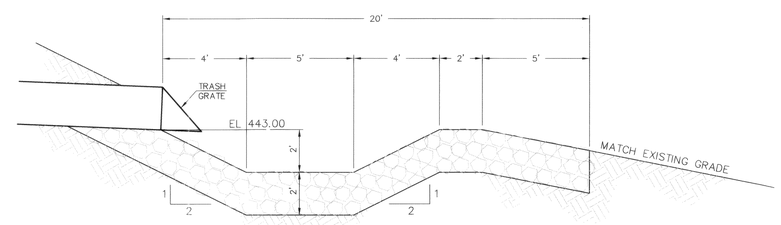

2/9 SD21.1 OUTFALL SUMP DETAIL

NOT TO SCALE

VISTA RIDGE

EAST PROPERTY LINE STORM DRAIN PLAN

00249.019 2-14-04

DAVID EVANS AND ASSOCIATES, INC.

119 GRAND AVENUE, SUITE D
BELLINGHAM, WA 98225-4400 (360) 647-7161

CHARLES R. PARKINSON
STATE OF WASHINGTON
20783
REGISTERED PROFESSIONAL ENGINEER

EXPIRES 4-28-03

REVISIONS

AS-BUILT DRAWING - 03/19/01

19 OF 21 SHEETS

SCALE: H: 1"=40'
DESIGN: CRP
DATE: 3/19/01
DRAWN: DWM.A
FILE: HMNW0017/HM17RD3A.DWG
CHECKED: CRP

P:\P\HMNW0017\DWG\AS-BUILTS\HM17rd3a.dwg Wed Apr 11 07:45:09 2001 DAVID EVANS AND ASSOCIATES, INC -TSR

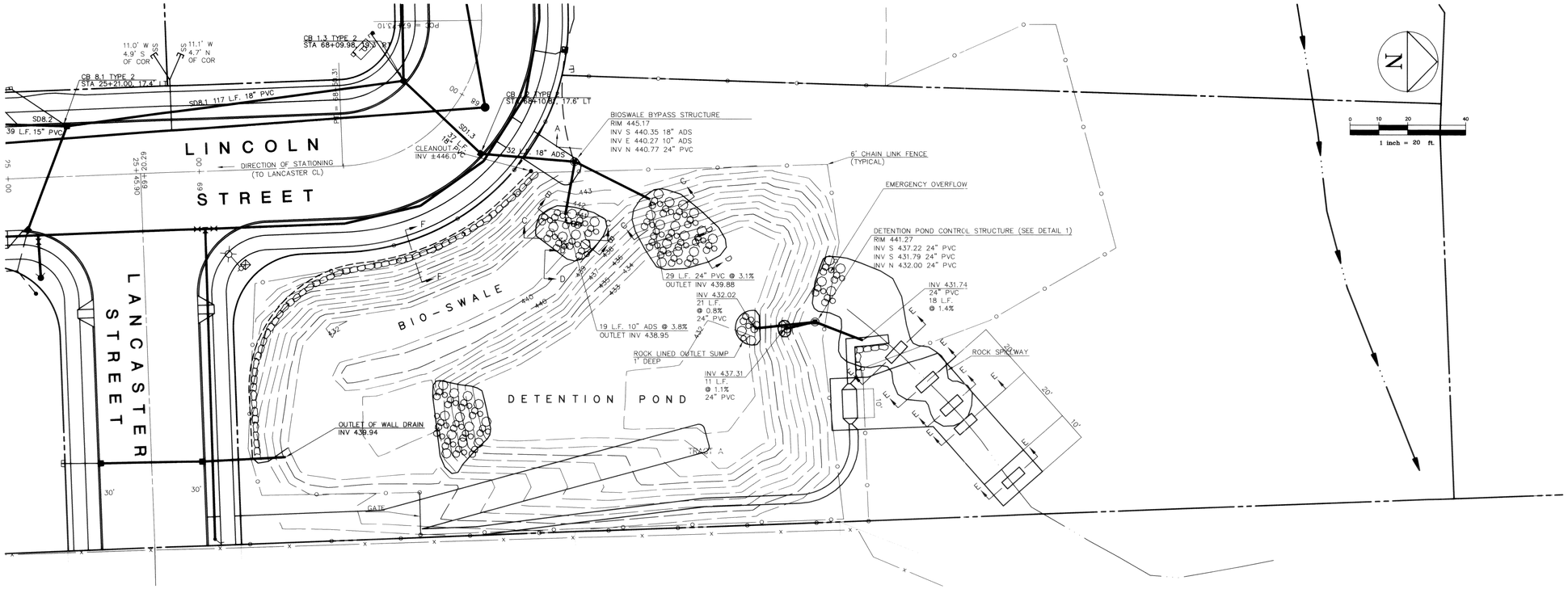

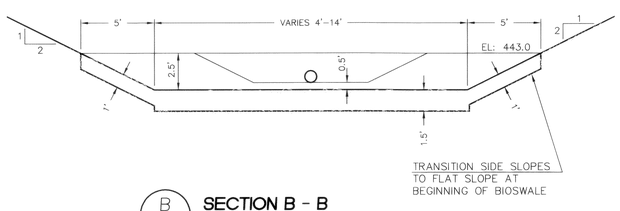

B — SECTION B - B

SCALE: 1" = 5'

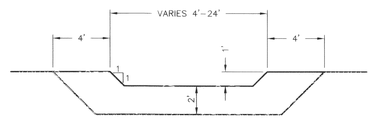

C — SECTION C - C

SCALE: 1" = 5'

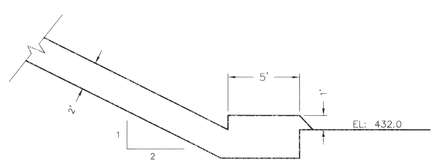

D — SECTION D - D

SCALE: 1" = 5'

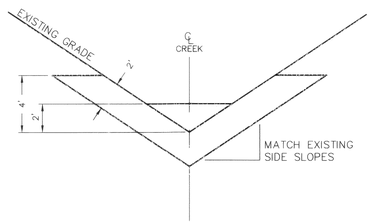

E — POND DISCHARGE TO CREEK

SCALE: 1" = 5'

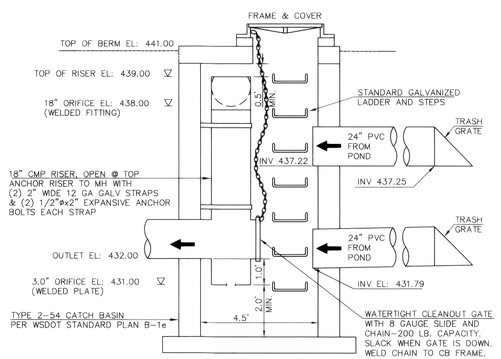

1 — DETAIL 1

N.T.S.

NOTES:

1. RIP-RAP SHALL BE IN ACCORDANCE WITH WSDOT 1996 STANDARD SPECIFICATIONS SECTION 9-13. RIP-RAP FOR BIOSWALE ENTRANCE AND SUMP FROM HAMILTON STREET CULVERT SHALL BE HAND PLACED RIP-RAP (9.13.2). ALL OTHER LOCATIONS SHALL BE LIGHT LOOSE RIP-RAP (9.13.1(2)).
2. BIOSWALE AND DETENTION POND SIDE SLOPES TO BE COVERED WITH EROSION CONTROL SEED MATTING.
3. DETENTION POND BERM BACKFILL SHOULD BE ON-SITE MATERIAL AND SHALL BE FREE OF ORGANICS AND DELETERIOUS MATERIALS. ALL MATERIAL SHALL BE PLACED IN MAXIMUM 12 INCH LOOSE LIFTS AND COMPACTED TO 90% MAXIMUM DRY DENSITY ACCORDING TO ASTM D-1557 MODIFIED PROCTOR METHOD. SLOPES SHALL NOT BE STEEPER THAN 2 HORIZONTAL TO 1 VERTICAL, OR AS RECOMMENDED BY A SOILS ENGINEER.

VISTA RIDGE
DETENTION POND PLAN

00249.020 2-10-06 KP

DAVID EVANS AND ASSOCIATES, INC.
119 GRAND AVENUE, SUITE D
BELLINGHAM, WA 98225-4400 (360) 647-7151

CRAIG R. PARKINSON — STATE OF WASHINGTON — 25795 — REGISTERED PROFESSIONAL ENGINEER — EXPIRES 4-28-03

REVISIONS

AS-BUILT DRAWING - 03/19/01

20 OF 21 SHEETS

SCALE: AS NOTED | DESIGN: CRP

DATE: 9-5-97 | DRAWN: DWM/A

FILE: HMNW0017/HM17RD3A.DWG | CHECKED: CAP

P:\P\HMNW0017\DWG\AS-BUILTS\HM17rd3a.dwg Wed Apr 11 07:45:56 2001 DAVID EVANS AND ASSOCIATES, INC -TSR

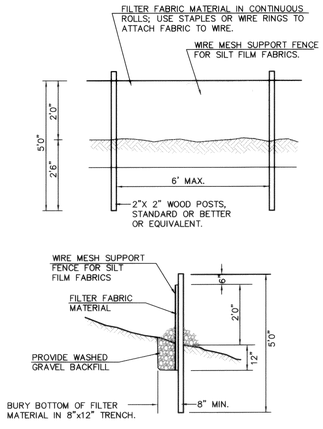

SILT FENCE DETAIL

ADAPTED FROM DOE STORMWATER MANAGEMENT MANUAL — NOT TO SCALE

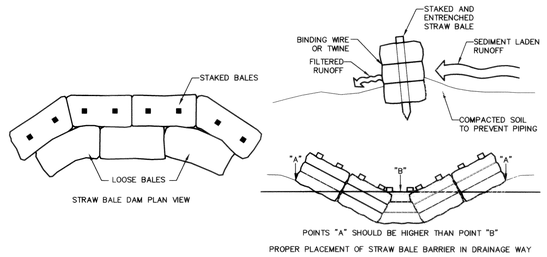

STRAW BALE BARRIER

ADAPTED FROM DOE STORMWATER MANAGEMENT MANUAL — NOT TO SCALE

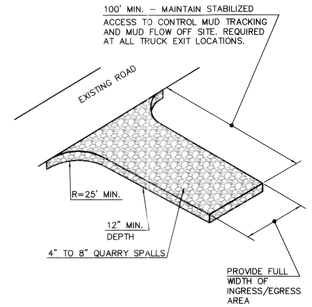

STABILIZED CONSTRUCTION ACCESS

ADAPTED FROM DOE STORMWATER MANAGEMENT MANUAL — NOT TO SCALE

NOTES:

1. EXCAVATE & SEED TEMPORARY DITCHES AND BASINS AS SOON AS POSSIBLE TO ENCOURAGE GRASS GROWTH PRIOR TO RELEASE OF STORM WATER TO BASINS. IF SEED NOT WELL ESTABLISHED, INSTALL STRAW BALE CHECK DAMS 50 FT ON CENTER IN ALL SWALES.
2. VISTA DRIVE SHALL BE SWEPT DAILY OR AS DEEMED NECESSARY BY THE CITY OF FERNDALE.
3. PLACE FILTER FABRIC IN CATCH BASIN GRATES AT TIME OF INSTALLATION.
4. EXPOSED AREAS TO BE SEEDED/HYDROSEEDED.

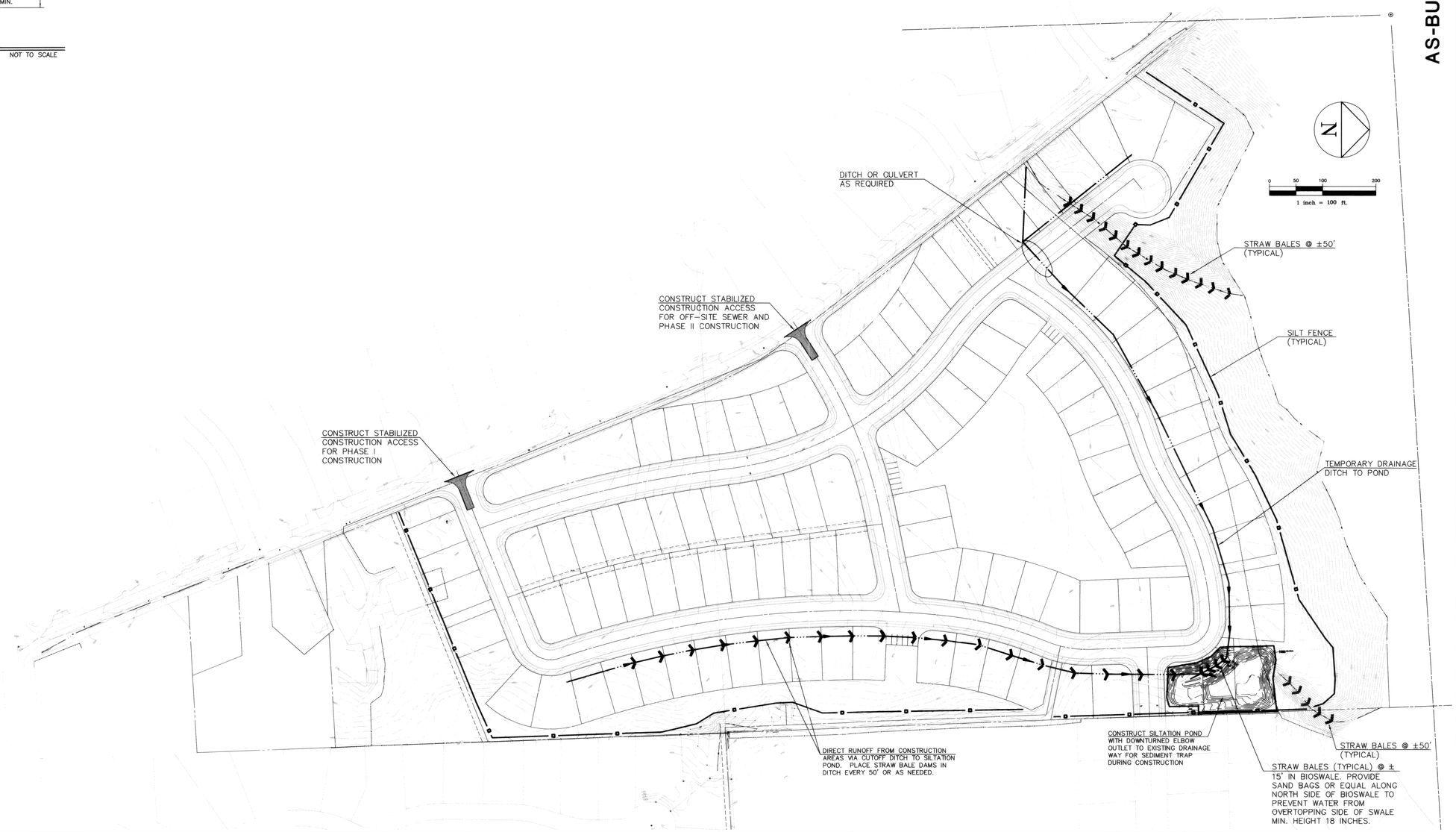

AS-BUILT DRAWING - 3/19/01

VISTA RIDGE
EROSION CONTROL PLAN

00249.02 2-16-00 KR

DAVID EVANS AND ASSOCIATES, INC
119 GRAND AVENUE, SUITE D
BELLINGHAM, WA 98225-4400 (360) 647-7151

CRAIG PARKINSON STATE OF WASHINGTON 20896 REGISTERED PROFESSIONAL ENGINEER — EXPIRES 4-28-03

REVISIONS

21 OF 21 SHEETS

SCALE: AS NOTED — DESIGN: CRP
DATE: 3/19/01 — DRAWN: DWMA
FILE: HMNW0017/HM17RD4A.DWG — CHECKED: CAP

XXXX-0000 tsr 04/11/01 07:47:02 tsr P:\P\HMNW0017\DWG\AS-BUILTS\HM17RD4A.dwg

P:\P\HMNW0017\DWG\AS-BUILTS\HM17RD4A.dwg Wed Apr 11 07:47:57 2001 DAVID EVANS AND ASSOCIATES, INC -TSR