MALLOY VILLAGE PUD PHASE I, II AND III
AS-BUILTS
CITY OF FERNDALE

00531.001 12/19/12 SH

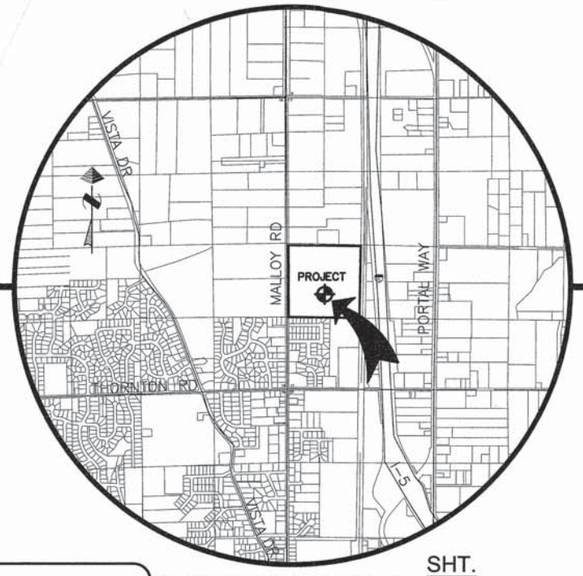

VICINITY MAP
NO SCALE

CONTACTS:

OWNER:
MALLOY VILLAGE LLC
C/O TIM CAREY
1954 W. CARSON ST., SUITE B
TORRANCE, CA 90501
(310) 787-6572

ENGINEER:
MILLENNIUM ENGINEERING GROUP, INC.
P.O. BOX 137 - 109 - 6TH STREET
LYNDEN, WA 98264
(360) 354-8141
CHAD SCHULHAUSER, P.E.

SURVEYOR:
LARRY STEELE & ASSOCIATES
1323 LINCOLN ST., SUITE 105
BELLINGHAM, WA 98226
(360) 676-9350
LARRY STEELE, P.L.S.

LEGEND

EXISTING		PROPOSED
SD	STORM MAIN	
	ROOF & YARD DRAIN	
	STORM DRAIN CATCH BASIN	
	STORM DRAIN MANHOLE	
W	WATER MAIN	
	GATE VALVE	
	FIRE HYDRANT	
	WATER METER	
SS	SEWER MAIN	
	SEWER MANHOLE	
	SEWER CLEANOUT	
	STREET LIGHT	
	STREET SIGN	
	MAIL BOX	MAIL
	FENCE	
	POWER VAULT	
	UTILITY POLE	
P	POWER LINE	
T	TELEPHONE LINE	
G	NATURAL GAS LINE	
	TELEPHONE/CABLE RISER	

SHT.	TITLE
1.	COVER SHEET
2.	EXISTING CONDITIONS - NOT INCLUDED
3.	SUBDIVISION PLAN - NOT INCLUDED
4.	CONSTRUCTION STORMWATER POLLUTION PREVENTION PLAN & FINISHED GRADING - NOT INCLUDED
5.	SITE UTILITY PLAN
6.	MALLOY RD. 0+00 - 5+80 STREET & STORM
7.	MALLOY RD. 5+80 - 12+30 STREET & STORM
8.	MALLOY RD. 12+30 - END STREET & STORM
9.	KONA COURT STREET & STORM - NOT INCLUDED
10.	CALICO LOOP (ENTRY) STREET & STORM - NOT INCLUDED
11.	CALICO LOOP 0+00 - 6+50 STREET & STORM - NOT INCLUDED
12.	CALICO LOOP 6+50 - 13+20 STREET & STORM - NOT INCLUDED
13.	CALICO LOOP 13+20 - 19+85 STREET & STORM - NOT INCLUDED
14.	CALICO LOOP 19+85 - 25+70 STREET & STORM - NOT INCLUDED
15.	CALICO LOOP 25+70 - END & FITZGERALD LANE STREET & STORM - NOT INCLUDED
16.	ANDRE COURT STREET & STORM - NOT INCLUDED
17.	ALLEY 1 & ALLEY 2 STREET & STORM - NOT INCLUDED
18.	ALLEY 3 STREET & STORM - NOT INCLUDED
19.	ALLEY 4 STREET & STORM - NOT INCLUDED
20.	DRIVEWAY 1, 2, 3, & 4 STREET & STORM - NOT INCLUDED
21.	MALLOY RD. 0+00 - 5+80 SEWER & WATER
22.	MALLOY RD. 5+80 - 12+30 SEWER & WATER
23.	MALLOY RD. 12+30 - END SEWER & WATER
24.	KONA ST. SEWER & WATER
25.	CALICO LOOP (ENTRY) SEWER & WATER
26.	CALICO LOOP 0+00 - 6+50 SEWER & WATER
27.	CALICO LOOP 6+50 - 13+20 SEWER & WATER
28.	CALICO LOOP 13+20 - 19+85 SEWER & WATER
29.	CALICO LOOP 19+85 - 25+70 SEWER & WATER
30.	CALICO LOOP 25+70 - END & FITZGERALD LANE SEWER & WATER
31.	ANDRE COURT SEWER & WATER - NOT INCLUDED
32.	ALLEY 1 & ALLEY 2 SEWER & WATER - NOT INCLUDED
33.	ALLEY 3 SEWER & WATER
34.	ALLEY 4 SEWER & WATER - NOT INCLUDED
35.	DRIVEWAY 1, 2, 3, & 4 SEWER & WATER
36.	SANITARY SEWER LIFT STATION
37.	SITE STORMWATER FACILITIES-WEST - NOT INCLUDED
38.	SITE STORMWATER FACILITIES-EAST - NOT INCLUDED
39.	TRAFFIC CONTROL & STREET SIGNAGE PLAN - NOT INCLUDED
40.	DETAILS
41.	DETAILS
42.	DETAILS

PUBLIC/PRIVATE IMPROVEMENTS NOTES:

1. PRIVATE IMPROVEMENTS SHALL BE INSPECTED BY THE ENGINEER OF RECORD OR A DESIGNATED PARTY UNDER THE ENGINEER OF RECORD'S SUPERVISION. THIS PROJECT IS A PUD WITH MOST ON-SITE IMPROVEMENTS TO BE MAINTAINED BY A PRIVATE ASSOCIATION INCLUDING:
   A) ALL ON-SITE ROADS
   B) ALL ON-SITE STORM STRUCTURES
   C) ALL ON-SITE GRADING WORK
   D) ALL OTHER PRIVATE IMPROVEMENTS SHOWN ON THESE PLANS
2. PUBLIC IMPROVEMENTS SHALL BE INSPECTED BY THE CITY OF FERNDALE INCLUDING:
   A) ALL OFF-SITE IMPROVEMENTS
   B) ALL WATER SYSTEM STRUCTURES (METERS, HYDRANTS, AND PIPE MAINS)
   C) ALL SEWER STRUCTURES
3. WATER AND SEWER EASEMENT NOTE:
   ALL WATER AND SEWER MAINS WITHIN MALLOW VILLAGE P.U.D. ARE ASSOCIATED WITH AN ACCESS AND UTUILITY EASEMENT THAT BENEFITS THE CITY OF FERNDALE. FOR LOCATION OF SAID EASEMENTS SEE EASEMENT DEED RECORDED UNDER WHATCO COUNTY AUDITOR'S FILE NUMBERS:
   #2060703634-SEWER.
   #2060703635-WATER.

GENERAL NOTES:

1. ALL WORK AND MATERIALS SHALL BE IN ACCORDANCE WITH THE CURRENT EDITION OF THE WASHINGTON STATE DEPARTMENT OF TRANSPORTATION (WSDOT) AND THE AMERICAN PUBLIC WORKS ASSOCIATION (APWA) WASHINGTON STATE CHAPTER STANDARD PLANS AND SPECIFICATIONS FOR ROAD, BRIDGE, AND MUNICIPAL CONSTRUCTION AND THE CITY OF FERNDALE STANDARDS. IN CASE OF A CONFLICT BETWEEN THE REGULATORY STANDARDS OR SPECIFICATIONS, THE MORE STRINGENT REQUIREMENT WILL PREVAIL.
2. ALL WORK AND MATERIALS SHALL BE SUBJECT TO APPROVAL BY THE CITY OF FERNDALE.
3. UTILITY CONSTRUCTION SHALL BE DONE IN ACCORDANCE TO THE CITY OF FERNDALE DEVELOPMENT STANDARDS.
4. THE CONTRACTOR SHALL SCHEDULE A PRE-CONSTRUCTION CONFERENCE WITH REPRESENTATIVES FROM THE CITY OF FERNDALE PUBLIC WORKS DEPARTMENT A MINIMUM OF THREE (3) WORKING DAYS PRIOR TO BEGINNING CONSTRUCTION.
5. THE CONTRACTOR SHALL OBTAIN A REVOCABLE ENCROACHMENT PERMIT FROM THE CITY OF FERNDALE PRIOR TO COMMENCING WORK IN THE RIGHTS-OF-WAY.
6. ALL OFF-SITE WORK AND ALL ALL PUBLICLY MAINTAINED ON-SITE WORK MUST BE INSPECTED BY REPRESENTATIVES FROM THE CITY OF FERNDALE PUBLIC WORKS DEPARTMENT. THE CONTRACTOR SHALL CALL AT LEAST 24 HOURS IN ADVANCE FOR INSPECTIONS AS FOLLOWS:
   A. PLACEMENT OF TEMPORARY EROSION CONTROL MEASURES.
   B. PLACEMENT OF WATER LINE AND BACKFILLING OF WATER LINE WITHIN CITY OF FERNDALE EASEMENT OR ROAD RIGHT-OF-WAY.
   C. PLACEMENT AND BACKFILLING OF PUBLICLY MAINTAINED UNDERGROUND UTILITIES, STORM SEWER AND SANITARY SEWER WITHIN EASEMENT OR ROAD RIGHT-OF-WAY.
   D. PUBLIC ROADWAY GRADING AT:
      1. COMPLETION OF SUBGRADE
      2. COMPLETION OF BALLAST
      3. COMPLETION OF CRUSHED SURFACING
   E. POURING OF CURB/GUTTER AND SIDEWALK IN PUBLIC ROADWAY
   F. ASPHALT PAVING IN PROGRESS IN PUBLIC ROADWAY
   G. OVERALL INSPECTION FOR FINISHED SHOULDERS, DITCHES, PERMANENT SEEDING AND MONUMENT PLACEMENT.
   H. END OF MAINTENANCE PERIOD.
7. ALL PRIVATE IMPROVEMENTS WORK MUST BE INSPECTED BY THE ENGINEER OF RECORD OR A DESIGNATED PARTY UNDER THE ENGINEER OF RECORD'S SUPERVISION.
8. ALL TESTING REQUIREMENTS FOR THE IMPROVEMENTS SHALL BE THE RESPONSIBILITY OF THE CONTRACTOR AND SHALL BE IN CONFORMANCE WITH THE CITY OF FERNDALE DEVELOPMENT STANDARDS AS FOLLOWS:
   A. CURB/GUTTER, SIDEWALK, ROADWAY BASE COMPACTION - MINIMUM 1 TEST EVERY 3 STATIONS, MIN. 2 TESTS PER CATEGORY.
   B. CONCRETE CYLINDER COMPRESSION - 1 CYLINDER EVERY THIRD LOAD, MIN. 2 SAMPLES.
   C. A.C. PAVING DENSITY
9. TESTING OF NEW WATER, SEWER, AND STORM SEWER SYSTEMS SHALL NOT BE PERFORMED UNTIL ALL OTHER ADJACENT UTILITIES HAVE BEEN INSTALLED.
10. UNDERGROUND UTILITIES ARE KNOWN TO EXIST IN THE AREA OF CONSTRUCTION. THE SHOWN LOCATION OF THE EXISTING UTILITIES IS APPROXIMATE. IT IS THE RESPONSIBILITY OF THE CONTRACTOR TO CONTACT THE UTILITY OWNERS FOR LOCATIONS AND FIELD VERIFY THESE LOCATIONS PRIOR TO CONSTRUCTION. THE CONTRACTOR SHALL NOTIFY THE ENGINEER PROMPTLY OF ANY CONFLICT. THE CONTRACTOR SHALL CONTACT UTILITY LOCATION SERVICE (1-800-424-5555) 48 HOURS PRIOR TO STARTING CONSTRUCTION.
11. THE CONTRACTOR SHALL BE RESPONSIBLE FOR MAINTAINING THE INTEGRITY OF ALL ADJACENT UTILITIES WHICH INCLUDE BUT ARE NOT LIMITED TO: WATER, SEWER, STORM SEWER, POWER, TELEPHONE, CABLE TV, IRRIGATION, AND STREET LIGHTING. CONTRACTOR SHALL RESTORE ALL PRIVATE AND PUBLIC PROPERTY DISTURBED BY THE PROJECT UPON COMPLETION OF THE PROJECT.
12. THE CONTRACTOR SHALL BE RESPONSIBLE FOR MAINTAINING ALL EROSION CONTROL MEASURES THROUGHOUT THE DURATION OF THE PROJECT. EXPOSED CUT AND FILL SLOPES SHALL BE SEEDED AND FERTILIZED FOR EROSION CONTROL. CONTRACTOR SHALL BE RESPONSIBLE FOR SLOPE EROSION UNTIL VEGETATION IS FIRMLY ESTABLISHED.
13. THE CONTRACTOR SHALL MAINTAIN TRAFFIC CONTROL WHILE THE SITE IS UNDER CONSTRUCTION.
14. A COPY OF THESE APPROVED PLANS MUST BE ON THE JOB SITE WHENEVER CONSTRUCTION IS IN PROGRESS.
15. THE CONTRACTOR SHALL PROVIDE CERTIFIED AS BUILT DATA OF THE IMPROVEMENTS TO THE ENGINEER UPON COMPLETION OF THE PROJECT.
16. THE ENGINEER SHALL PROVIDE CERTIFIED AS BUILT PLANS OF THE IMPROVEMENTS TO THE PUBLIC WORKS DEPARTMENT UPON COMPLETION OF THE PROJECT. THE ENGINEER OF RECORD SHALL AFFIX A STATEMENT AN THE AS-BUILT DRAWINGS THAT DEFINES WHICH IMPROVEMENTS WERE INSPECTED BY THE ENGINEER OF RECORD AND WHICH IMPROVEMENTS WERE INSPECTED BY THE CITY OF FERNDALE.
17. POTABLE WATER IS TO BE PROVIDED BY THE CITY OF FERNDALE. ALL WATER MAINS, HYDRANTS, SERVICES, VALVES, AND ASSORTED APPURTENANCES SHALL BE INSTALLED IN ACCORDANCE WITH CITY OF FERNDALE DEVELOPMENT STANDARDS AND PLANS.
18. ALL WATER MAIN PIPE SHALL HAVE A MINIMUM COVER OF 3.5 FEET.
19. CONNECTION TO EXISTING CITY WATER SYSTEM SHALL BE A HOT TAP COMPLETED BY THE CONTRACTOR IN THE PRESENCE OF THE CITY INSPECTOR.
20. THE CONTRACTOR MUST NOTIFY THE FERNDALE PUBLIC WORKS DIRECTOR OF A PROPOSED CONNECTION AT LEAST FOUR WORKING DAYS IN ADVANCE.
21. ALL HYDROSTATIC TESTING AND DISINFECTION OF WATER MAINS SHALL CONFORM TO SECTIONS 7-11.3(11) AND 7-11.3(12) OF THE WASHINGTON STATE DEPARTMENT OF TRANSPORTATION STANDARD SPECIFICATIONS FOR ROAD, BRIDGE AND MUNICIPAL CONSTRUCTION - CURRENT EDITION. HYDROSTATIC TESTING INSPECTED BY CITY.
22. STORM PIPE SHALL BE CORRUGATED POLYETHYLENE PIPE (CPEP) AND SHALL CONFORM TO WSDOT STANDARD SPECIFICATION 9-05.20.
23. CONTRACTOR SHALL RIP-RAP ALL CULVERT INLETS AND OUTLETS.
24. CLEANOUTS SHALL BE INSTALLED ACCORDING TO CITY OF FERNDALE STANDARD DETAIL SS-5. MANHOLES SHALL BE CHANNELED.
25. PIPE BEDDING SHALL BE PLACED IN ACCORDANCE WITH CITY OF FERNDALE DETAIL SS-1.
26. SIDE SEWER INSTALLATION SHALL CONFORM TO CITY OF FERNDALE STANDARD DETAILS SS THROUGH SS-8. DOUBLE SERVICES SHALL CONFORM TO CITY OF FERNDALE DETAIL SS-1
27. CONTRACTOR SHALL INFORM THE ENGINEER AND OBTAIN APPROVAL FROM THE CITY OF FERNDALE PUBLIC WORKS DEPT. OF ANY PROPOSED CHANGES IN PLAN PRIOR TO CONSTRUCTION OF THAT CHANGE. CONTRACTOR SHALL KEEP RECORD OF DEVIATIONS AND FORWARD TO THE ENGINEER AND THE CITY OF FERNDALE.
28. DEVELOPER/CONTRACTOR SHALL POST A MAINTENANCE SECURITY AS REQUIRED BY THE CITY OF FERNDALE.

CALL BEFORE YOU DIG
1-800-424-5555

NOTES

1. EXISTING FIELD DATA PER LARRY STEELE & ASSOCIATES.
2. ALL CONSTRUCTION SHALL BE IN ACCORDANCE WITH CITY OF FERNDALE STANDARDS AND CURRENT WSDOT/APWA STANDARD SPECIFICATIONS FOR ROAD, BRIDGE, AND MUNICIPAL CONSTRUCTION.

AS-BUILT DRAWING CERTIFICATION

I hereby certify that a representative sample of the improvements in the Malloy Village PUD have been inspected by Millennium Engineering Group, Inc. and constructed in conformance with the plans approved by the Public Works Director for said development and the general specifications adopted by the City of Ferndale Department of Public Works.

DATUM
VERTICAL
NGVD 29 USING CITY OF FERNDALE MON. STATION #351
HORIZONTAL
CITY OF FERNDALE MONUMENT NETWORK

BASIS OF BEARINGS
WASHINGTON STATE NORTH ZONE NAD 83/91 COORDINATES USING CITY OF FERNDALE MONUMENTS STATIONS #343 AND #351

CHAD M A SCHULHAUSER
STATE OF WASHINGTON
34846
REGISTERED PROFESSIONAL ENGINEER
EXPIRES 11/17/08

MILLENNIUM
Engineering Group, Inc.
109-6th ST., PO BOX 137, LYNDEN, WA 98264
PH: (360) 354-8141 FAX: (360) 354-3744
mail@2001egi.com www.2001egi.com

MALLOY VILLAGE PUD

COVER SHEET

FEB 14 2013

FOR
MALLOY VILLAGE LLC

PTN. SW1/4, SEC.17, T39N, R2E, W.M.
CITY OF FERNDALE, WHATCOM COUNTY, WASHINGTON

SCALE:	N/A
DATE:	07/17/
DRAWN BY:	CMAS
REVISED:	04/19/
SHEET:	1 OF 4
JOB NUMBER:	03062

00531.002 12/19/12 SH

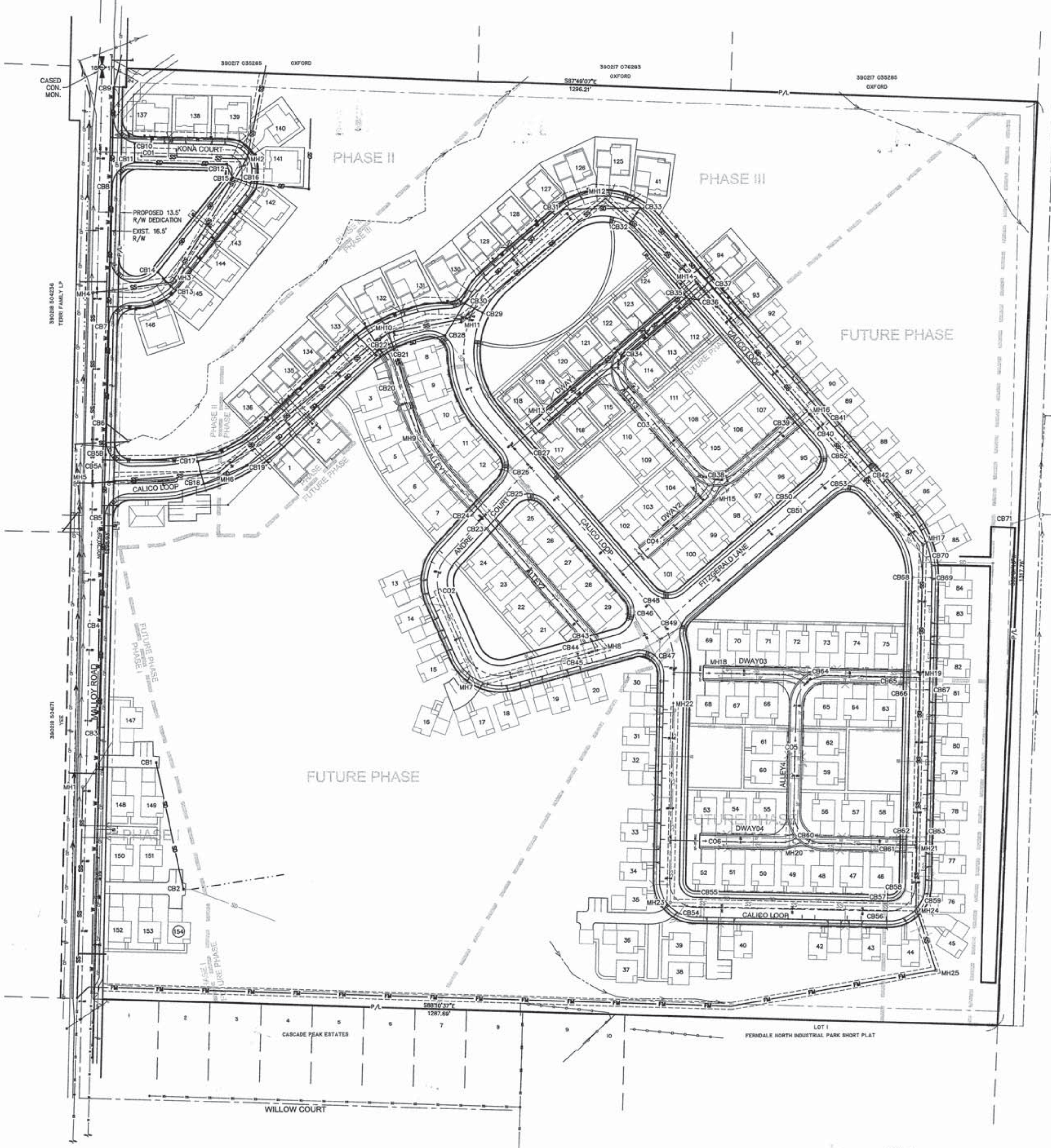

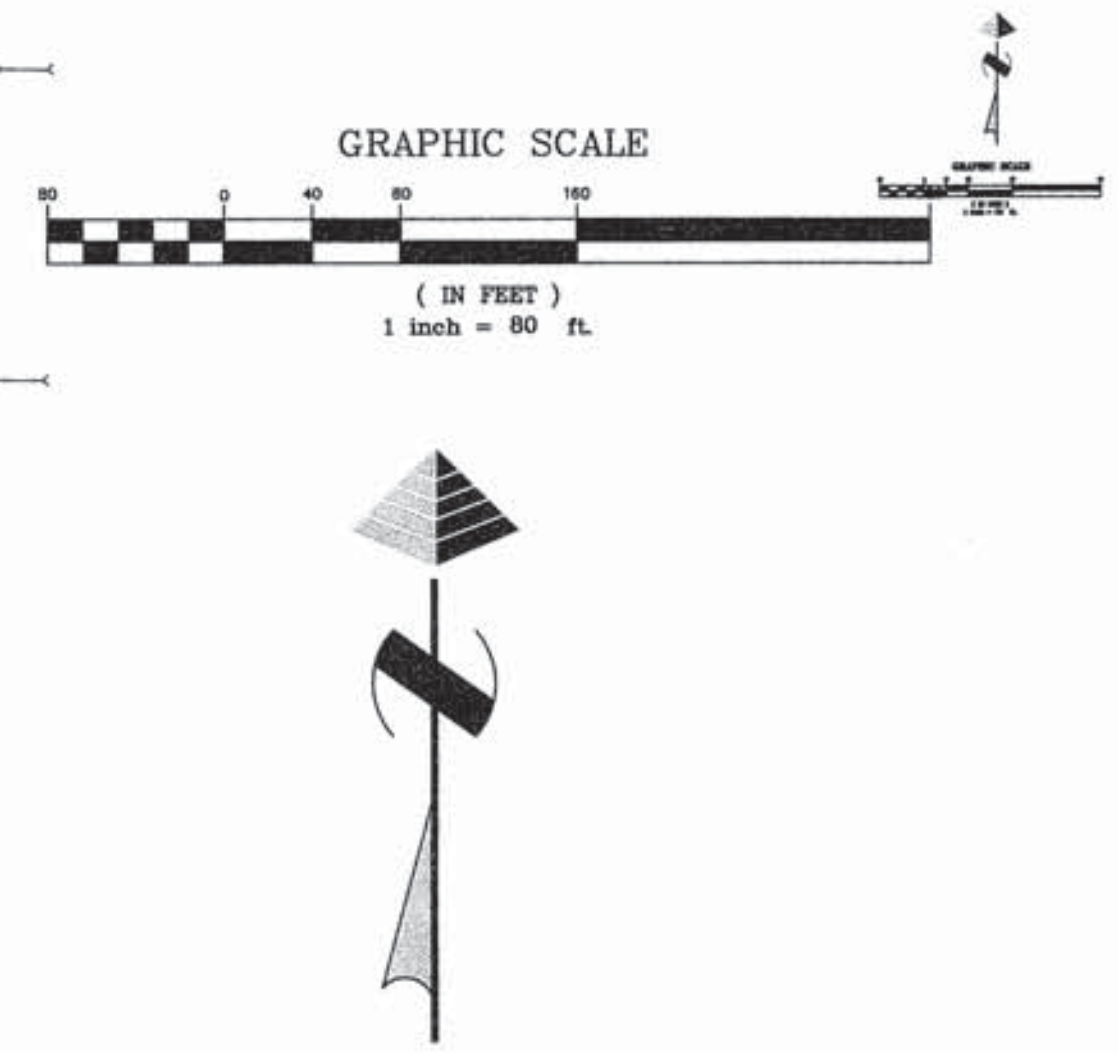

POSITIVE LOT DRAINAGE:

ALL LOTS SHALL HAVE POSITIVE LOT DRAINAGE. LOTS 8–12, 21–29, 42–84, 95–124, AND 126–139 SHALL DRAIN TO THE ROOF/YARD DRAIN SYSTEM CONSTRUCTED BEHIND THE SIDEWALK AS SHOWN ON SHEETS 9 THRU 20.
LOTS 1–7, 13–20, 30–41, 85–94, 125, AND 140–154 SHALL DISCHARGE ROOF AND YARD DRAINS DIRECTLY TO ADJACENT WETLANDS IN ORDER TO MAINTAIN THE HYDROLOGY OF THE ON-SITE WETLANDS.

APPROVED FEB 11 2009 BY Robert [signature] CITY OF FERNDALE

CALL BEFORE YOU DIG 1-800-424-5555

NOTES

1. EXISTING FIELD DATA PER LARRY STEELE & ASSOCIATES.
2. ALL CONSTRUCTION SHALL BE IN ACCORDANCE WITH CITY OF FERNDALE STANDARDS AND CURRENT WSDOT/APWA STANDARD SPECIFICATIONS FOR ROAD, BRIDGE, AND MUNICIPAL CONSTRUCTION.

AS-BUILT DRAWING CERTIFICATION

I hereby certify that a representative sample of the improvements in the Malloy Village PUD have been inpected by Millennium Engineering Group, Inc. and constructed in conformance with the plans approved by the Public Works Director for said development and the general specifications adopted by the City of Ferndale Department of Public Works.

DATUM
VERTICAL
NGVD 29 USING CITY OF FERNDALE MON. STATION #351
HORIZONTAL
CITY OF FERNDALE MONUMENT NETWORK

BASIS OF BEARINGS
WASHINGTON STATE NORTH ZONE NAD 83/91 COORDINATES USING CITY OF FERNDALE MONUMENTS STATIONS #343 AND #351

CHAD M A SCHULHAUSER, STATE OF WASHINGTON, 34846, REGISTERED PROFESSIONAL ENGINEER
EXPIRES 11/17/08

MILLENNIUM Engineering Group, Inc.
109–6th ST., PO BOX 137, LYNDEN, WA 98264
PH: (360) 354–8141 FAX: (360) 354–3744
mail@2001egi.com www.2001egi.com

MALLOY VILLAGE PUD
SITE UTILITY PLAN
FOR
MALLOY VILLAGE LLC
PTN. SW1/4, SEC.17, T39N, R2E, W.M.
CITY OF FERNDALE, WHATCOM COUNTY, WASHINGTON

SCALE:	1" = 80'
DATE:	07/17/06
DRAWN BY:	CMAS
REVISED:	04/19/07
SHEET:	5 OF 4[illegible]
JOB NUMBER:	030[illegible]

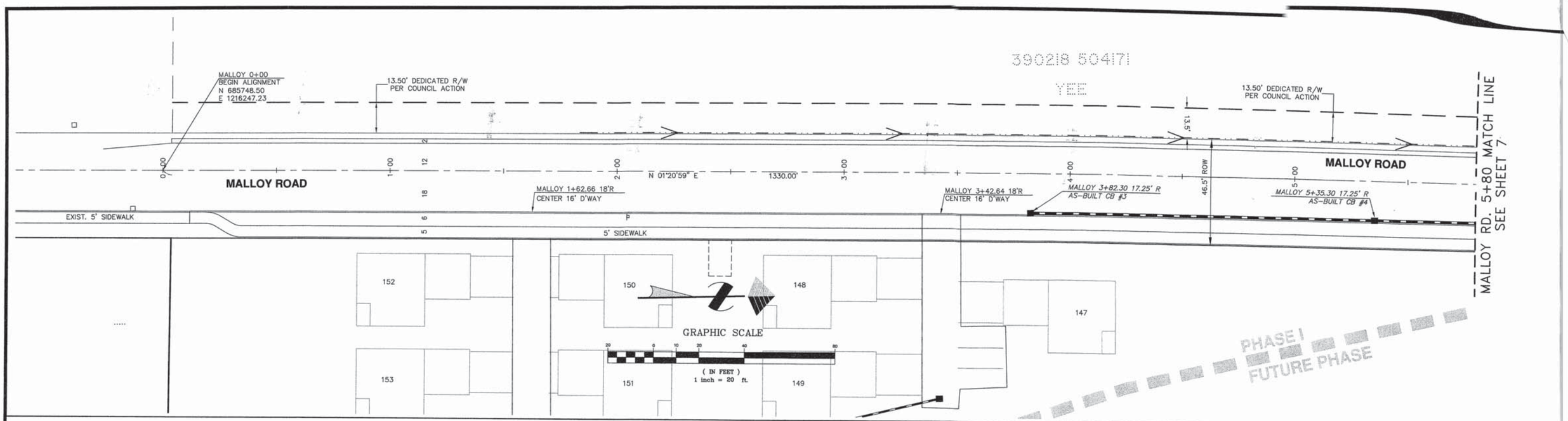

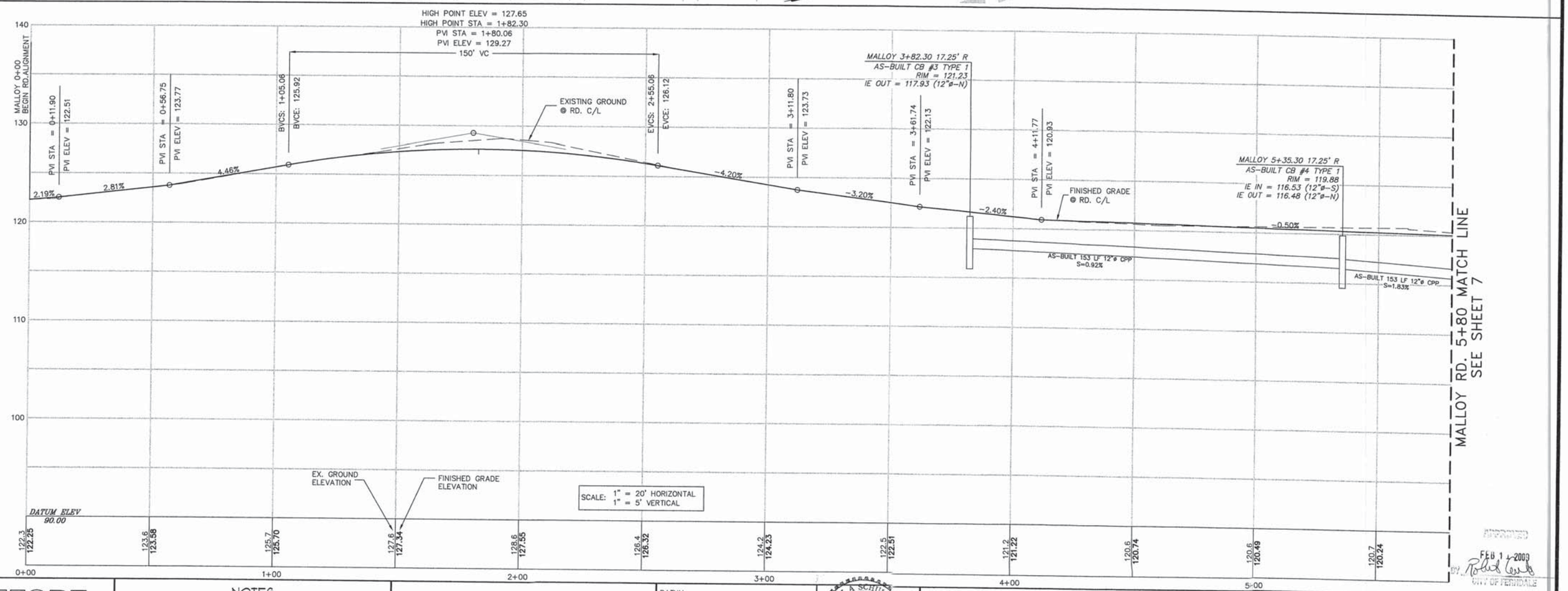

APPROVED
FEB 1 4 2008
BY
CITY OF FERNDALE

00531.003 12/19/12 SH

CALL BEFORE YOU DIG
1-800-424-5555

NOTES

1. EXISTING FIELD DATA PER LARRY STEELE & ASSOCIATES.
2. ALL CONSTRUCTION SHALL BE IN ACCORDANCE WITH CITY OF FERNDALE STANDARDS AND CURRENT WSDOT/APWA STANDARD SPECIFICATIONS FOR ROAD, BRIDGE, AND MUNICIPAL CONSTRUCTION.

AS-BUILT DRAWING CERTIFICATION

I hereby certify that a representative sample of the improvements in the Malloy Village PUD have been inpected by Millennium Engineering Group, Inc. and constructed in conformance with the plans approved by the Public Works Director for said development and the general specifications adopted by the City of Ferndale Department of Public Works.

DATUM
VERTICAL
NGVD 29 USING CITY OF FERNDALE MON. STATION #351
HORIZONTAL
CITY OF FERNDALE MONUMENT NETWORK

BASIS OF BEARINGS
WASHINGTON STATE NORTH ZONE NAD 83/91 COORDINATES
USING CITY OF FERNDALE MONUMENTS
STATIONS #343 AND #351

CHAD M. A. SCHULHAUSER
STATE OF WASHINGTON
34846
REGISTERED PROFESSIONAL ENGINEER
EXPIRES 11/17/08

MILLENNIUM
Engineering Group, Inc.
109-6th ST., PO BOX 137, LYNDEN, WA 98264
PH: (360) 354-8141 FAX: (360) 354-3744
mail@2001egi.com www.2001egi.com

MALLOY VILLAGE PUD
AS-BUILT
MALLOY RD. 0+00 - 5+80
STREET & STORM
FOR
MALLOY VILLAGE LLC
PTN. SW1/4, SEC.17, T39N, R2E, W.M.
CITY OF FERNDALE, WHATCOM COUNTY, WASHINGTON

SCALE:	1" = 20'
DATE:	07/17/06
DRAWN BY:	CMAS
REVISED:	04/19/07
SHEET:	6 OF 42
JOB NUMBER:	03062

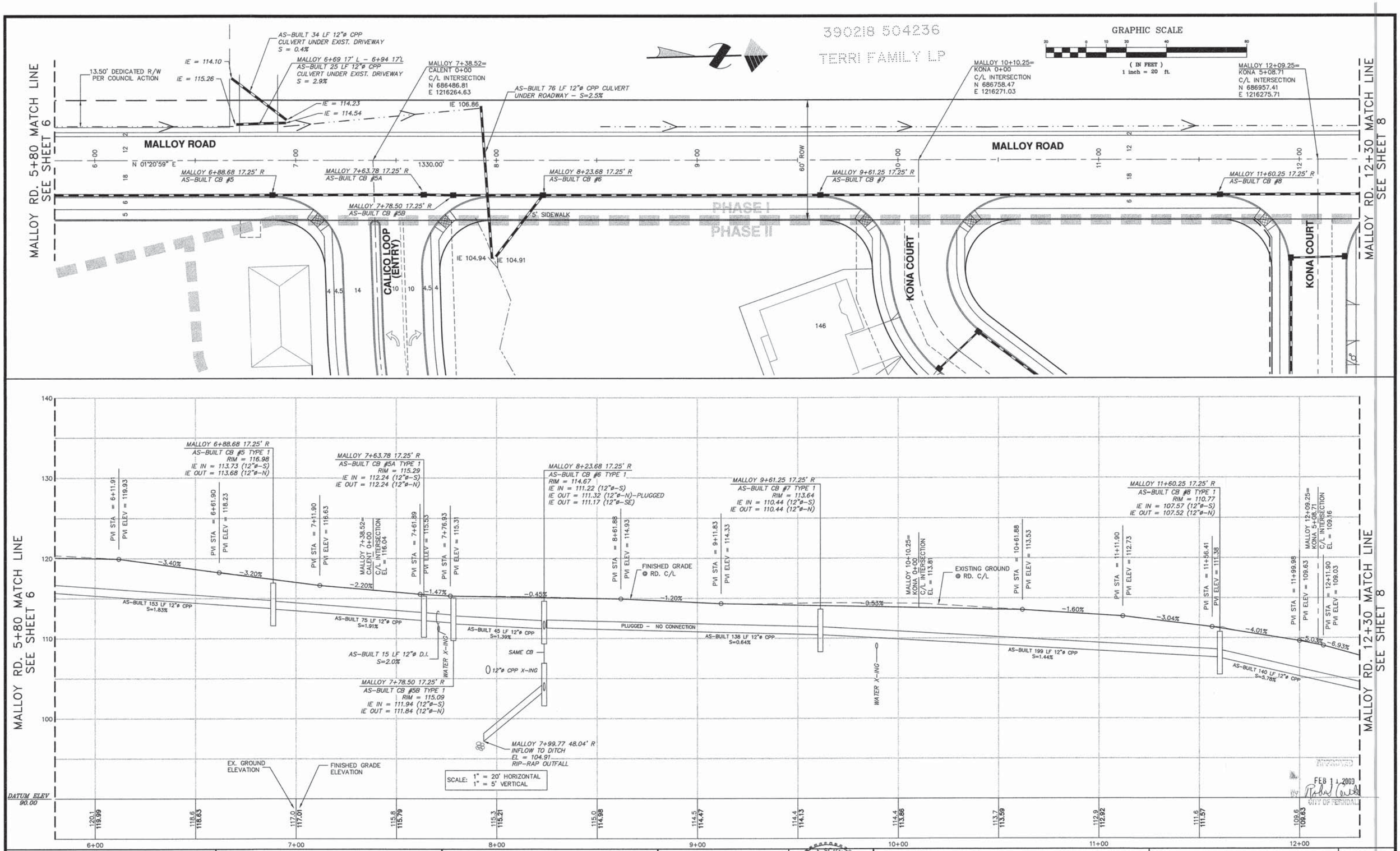

CALL BEFORE YOU DIG 1-800-424-5555

NOTES

1. EXISTING FIELD DATA PER LARRY STEELE & ASSOCIATES.
2. ALL CONSTRUCTION SHALL BE IN ACCORDANCE WITH CITY OF FERNDALE STANDARDS AND CURRENT WSDOT/APWA STANDARD SPECIFICATIONS FOR ROAD, BRIDGE, AND MUNICIPAL CONSTRUCTION.

AS-BUILT DRAWING CERTIFICATION

I hereby certify that a representative sample of the improvements in the Malloy Village PUD have been inpected by Millennium Engineering Group, Inc. and constructed in conformance with the plans approved by the Public Works Director for said development and the general specifications adopted by the City of Ferndale Department of Public Works.

DATUM
VERTICAL
NGVD 29 USING CITY OF FERNDALE MON. STATION #351
HORIZONTAL
CITY OF FERNDALE MONUMENT NETWORK

BASIS OF BEARINGS
WASHINGTON STATE NORTH ZONE NAD 83/91 COORDINATES USING CITY OF FERNDALE MONUMENTS STATIONS #343 AND #351

CHAD M. A. SCHULTAISR
STATE OF WASHINGTON
34846
REGISTERED PROFESSIONAL ENGINEER
EXPIRES 11/17/08

MILLENNIUM
Engineering Group, Inc.
109–6th ST., PO BOX 137, LYNDEN, WA 98264
PH: (360) 354–8141 FAX: (360) 354–3744
mail@2001egi.com www.2001egi.com

MALLOY VILLAGE PUD

AS-BUILT MALLOY RD. 5+80 - 12+30 STREET & STORM

FOR
MALLOY VILLAGE LLC

PTN. SW1/4, SEC.17, T39N, R2E, W.M.
CITY OF FERNDALE, WHATCOM COUNTY, WASHINGTON

SCALE:	1" = 20'
DATE:	07/17/06
DRAWN BY:	CMAS
REVISED:	04/19/07
SHEET:	7 OF 42
JOB NUMBER:	03062

00531.004 12/19/12 SH

M:\Projects\2003\03062\drawings\AS-BUILTS\2006-09-AS-BUILT-PG-2-3-REV1\A9-06-08-MALLOY-ST-SD.dwg, 4/19/2007 10:22:07 AM, TIM

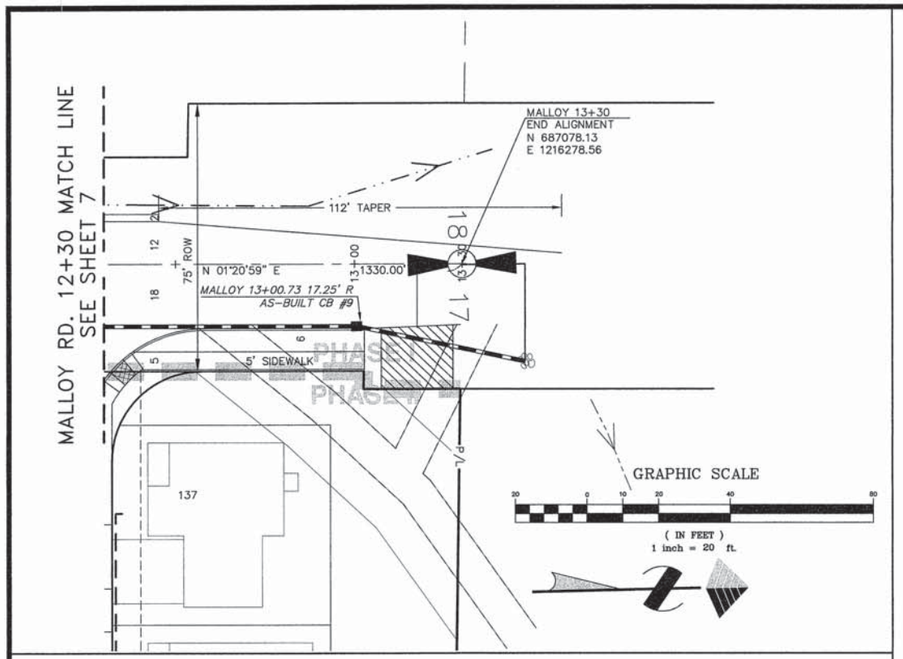

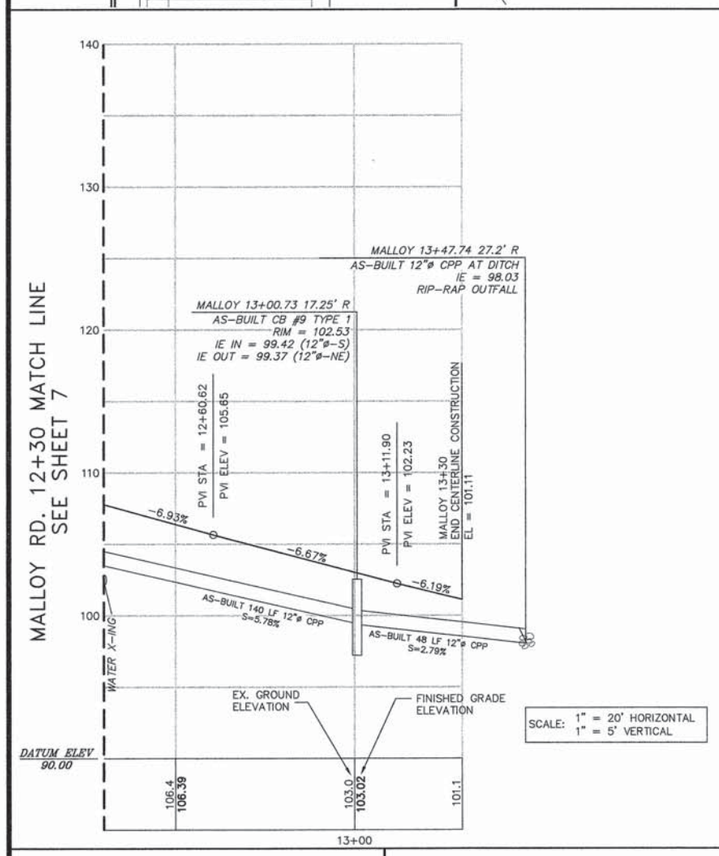

SCALE: 1" = 20' HORIZONTAL
1" = 5' VERTICAL

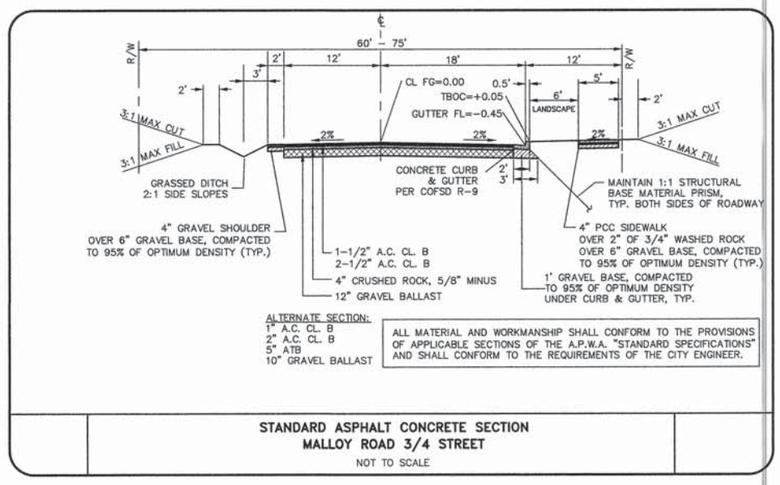

ALL MATERIAL AND WORKMANSHIP SHALL CONFORM TO THE PROVISIONS OF APPLICABLE SECTIONS OF THE A.P.W.A. "STANDARD SPECIFICATIONS" AND SHALL CONFORM TO THE REQUIREMENTS OF THE CITY ENGINEER.

STANDARD ASPHALT CONCRETE SECTION
MALLOY ROAD 3/4 STREET
NOT TO SCALE

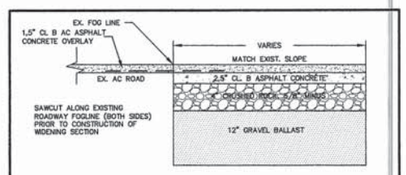

1/4 ROAD WIDENING SECTION
NO SCALE

APPROVED
FEB 1 4 2009
BY Robert Cook
CITY OF FERNDALE

CALL BEFORE YOU DIG
1-800-424-5555

NOTES

1. EXISTING FIELD DATA PER LARRY STEELE & ASSOCIATES.
2. ALL CONSTRUCTION SHALL BE IN ACCORDANCE WITH CITY OF FERNDALE STANDARDS AND CURRENT WSDOT/APWA STANDARD SPECIFICATIONS FOR ROAD, BRIDGE, AND MUNICIPAL CONSTRUCTION.

AS-BUILT DRAWING CERTIFICATION

I hereby certify that a representative sample of the improvements in the Malloy Village PUD have been inpected by Millennium Engineering Group, Inc. and constructed in conformance with the plans approved by the Public Works Director for said development and the general specifications adopted by the City of Ferndale Department of Public Works.

DATUM
VERTICAL
NGVD 29 USING CITY OF FERNDALE MON. STATION #351
HORIZONTAL
CITY OF FERNDALE MONUMENT NETWORK

BASIS OF BEARINGS
WASHINGTON STATE NORTH ZONE NAD 83/91 COORDINATES
USING CITY OF FERNDALE MONUMENTS
STATIONS #343 AND #351

CHAD M A SCHULHAUSER
STATE OF WASHINGTON
34846
REGISTERED PROFESSIONAL ENGINEER
EXPIRES 11/17/06

MILLENNIUM
Engineering Group, Inc.
109-6th ST., PO BOX 137, LYNDEN, WA 98264
PH: (360) 354-8141 FAX: (360) 354-3744
mail@2001egi.com www.2001egi.com

MALLOY VILLAGE PUD
AS-BUILT
MALLOY RD. 12+30 - END
STREET & STORM

FOR
MALLOY VILLAGE LLC

PTN. SW1/4, SEC.17, T39N, R2E, W.M.
CITY OF FERNDALE, WHATCOM COUNTY, WASHINGTON

SCALE:	1" = 20'
DATE:	07/17/06
DRAWN BY:	CMAS
REVISED:	04/19/07
SHEET:	8 OF 42
JOB NUMBER:	03062

00531.005 12/19/12 SH

M:\Projects\2003\03062\drawings\AS-BUILTS\2006-09-AS-BUILTS-PG-2-3-REV1\AB-06-08-MALLOY-ST-SD.dwg, 4/19/2007 10:23:01 AM, TIM

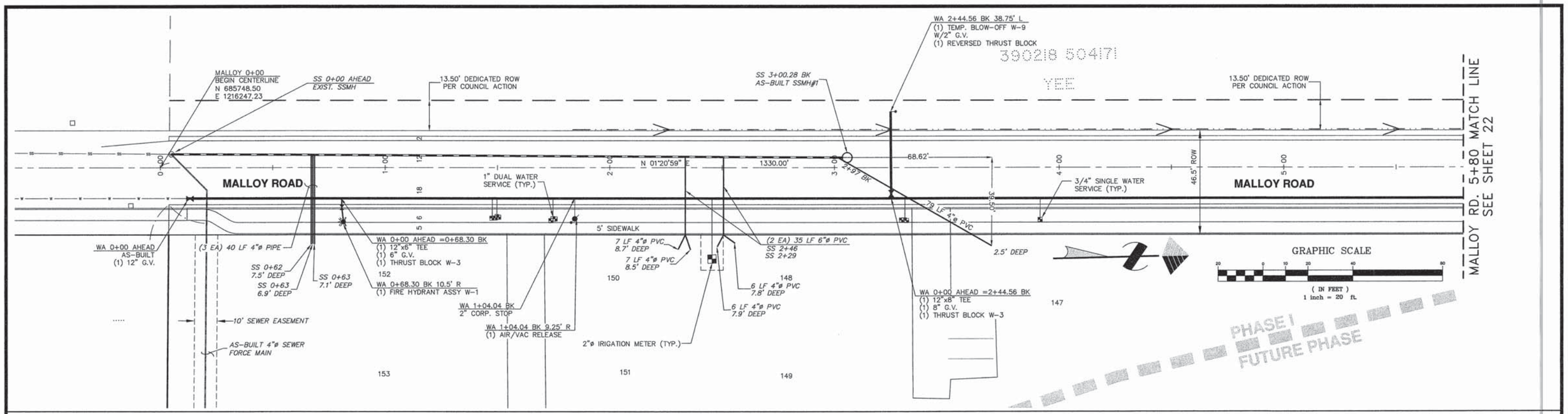

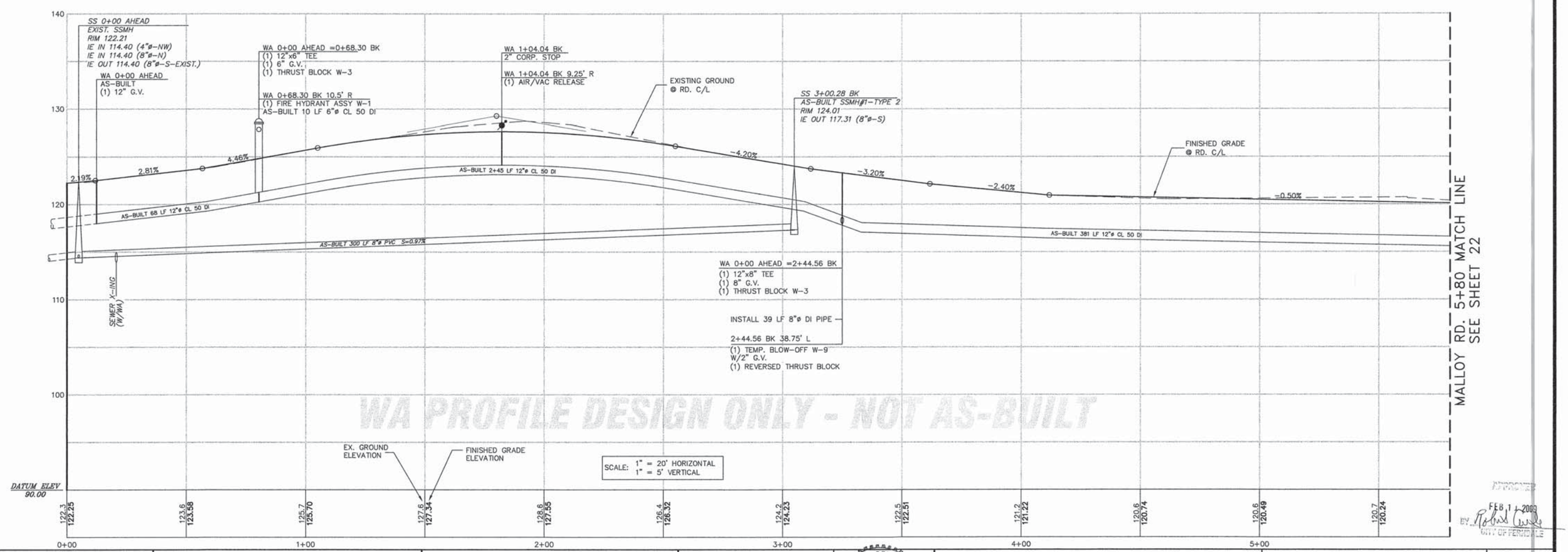

APPROVED
FEB 1 2008
BY
CITY OF FERNDALE

CALL BEFORE YOU DIG
1-800-424-5555

NOTES

1. EXISTING FIELD DATA PER LARRY STEELE & ASSOCIATES.
2. ALL CONSTRUCTION SHALL BE IN ACCORDANCE WITH CITY OF FERNDALE STANDARDS AND CURRENT WSDOT/APWA STANDARD SPECIFICATIONS FOR ROAD, BRIDGE, AND MUNICIPAL CONSTRUCTION.

AS-BUILT DRAWING CERTIFICATION

I hereby certify that a representative sample of the improvements in the Malloy Village PUD have been inpected by Millennium Engineering Group, Inc. and constructed in conformance with the plans approved by the Public Works Director for said development and the general specifications adopted by the City of Ferndale Department of Public Works.

DATUM
VERTICAL
NGVD 29 USING CITY OF FERNDALE MON. STATION #351
HORIZONTAL
CITY OF FERNDALE MONUMENT NETWORK

BASIS OF BEARINGS
WASHINGTON STATE NORTH ZONE NAD 83/91 COORDINATES USING CITY OF FERNDALE MONUMENTS STATIONS #343 AND #351

CHAD M. A. SCHULHAUSER
STATE OF WASHINGTON
34846
REGISTERED PROFESSIONAL ENGINEER
EXPIRES 11/17/08

MILLENNIUM Engineering Group, Inc.
109-6th ST., PO BOX 137, LYNDEN, WA 98264
PH: (360) 354-8141 FAX: (360) 354-3744
mail@2001egi.com www.2001egi.com

MALLOY VILLAGE PUD
AS-BUILT
MALLOY RD. 0+00 - 5+80
SEWER & WATER
FOR
MALLOY VILLAGE LLC
PTN. SW1/4, SEC.17, T39N, R2E, W.M.
CITY OF FERNDALE, WHATCOM COUNTY, WASHINGTON

SCALE:	1" = 20'
DATE:	07/17/06
DRAWN BY:	CMAS
REVISED:	04/19/07
SHEET:	21 OF 42
JOB NUMBER:	03062

00531.006 12/19/12 SH

K:\Projects\2003\03062\drawings\AS-BUILTS\2006-09-AS-BUILT-PG-2-3-REV1\AB-21-23-MALLOY-SS-H2O.dwg, 4/19/2007 10:25:29 AM, TIM

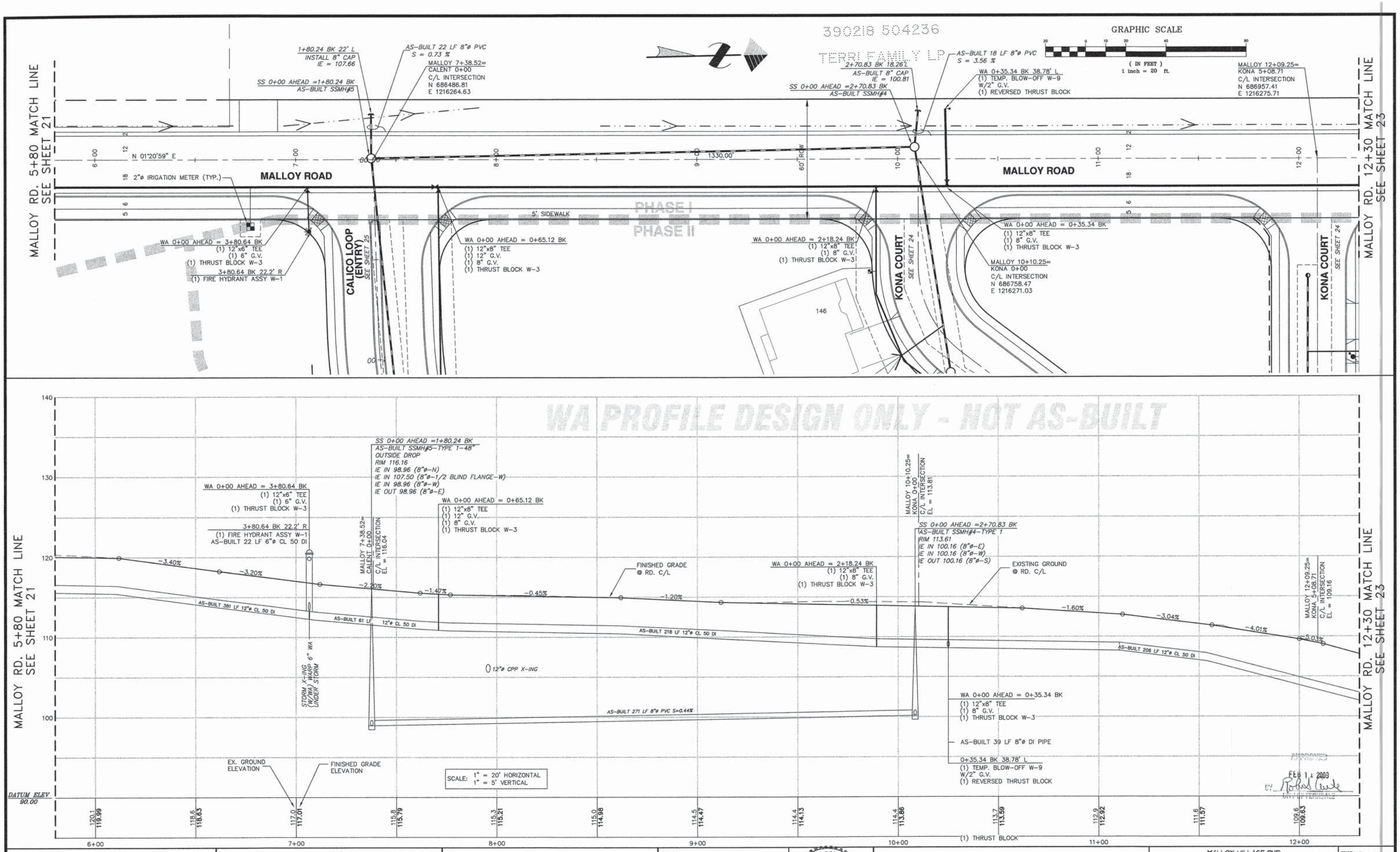

00531.007 12/19/12 SH

CALL BEFORE YOU DIG 1-800-424-5555

NOTES

1. EXISTING FIELD DATA PER LARRY STEELE & ASSOCIATES.
2. ALL CONSTRUCTION SHALL BE IN ACCORDANCE WITH CITY OF FERNDALE STANDARDS AND CURRENT WSDOT/APWA STANDARD SPECIFICATIONS FOR ROAD, BRIDGE, AND MUNICIPAL CONSTRUCTION.

AS-BUILT DRAWING CERTIFICATION

I hereby certify that a representative sample of the improvements in the Malloy Village PUD have been inpected by Millennium Engineering Group, Inc. and constructed in conformance with the plans approved by the Public Works Director for said development and the general specifications adopted by the City of Ferndale Department of Public Works.

DATUM
VERTICAL
NGVD 29 USING CITY OF FERNDALE MON. STATION #351
HORIZONTAL
CITY OF FERNDALE MONUMENT NETWORK

BASIS OF BEARINGS
WASHINGTON STATE NORTH ZONE NAD 83/91 COORDINATES USING CITY OF FERNDALE MONUMENTS STATIONS #343 AND #351

CHAD M A SCHUHHAUSER
STATE OF WASHINGTON
34846
REGISTERED PROFESSIONAL ENGINEER
EXPIRES 11/17/08

MILLENNIUM Engineering Group, Inc.
109-6th ST., PO BOX 137, LYNDEN, WA 98264
PH: (360) 354-8141 FAX: (360) 354-3744
mail@2001egi.com www.2001egi.com

MALLOY VILLAGE PUD
AS-BUILT
MALLOY RD. 5+80 - 12+30
SEWER & WATER
FOR
MALLOY VILLAGE LLC
PTN. SW1/4, SEC.17, T39N, R2E, W.M.
CITY OF FERNDALE, WHATCOM COUNTY, WASHINGTON

SCALE:	1" = 20'
DATE:	07/17/06
DRAWN BY:	CMAS
REVISED:	04/19/07
SHEET:	22 OF 42
JOB NUMBER:	03062

M:\Projects\2003\03062\drawings\AS-BUILTS\2006-09-AS-BUILT-PG-2-3-REV1\AB-21-23-MALLOY-SS-HDD.dwg, 4/18/2007 10:26:43 AM, TIM

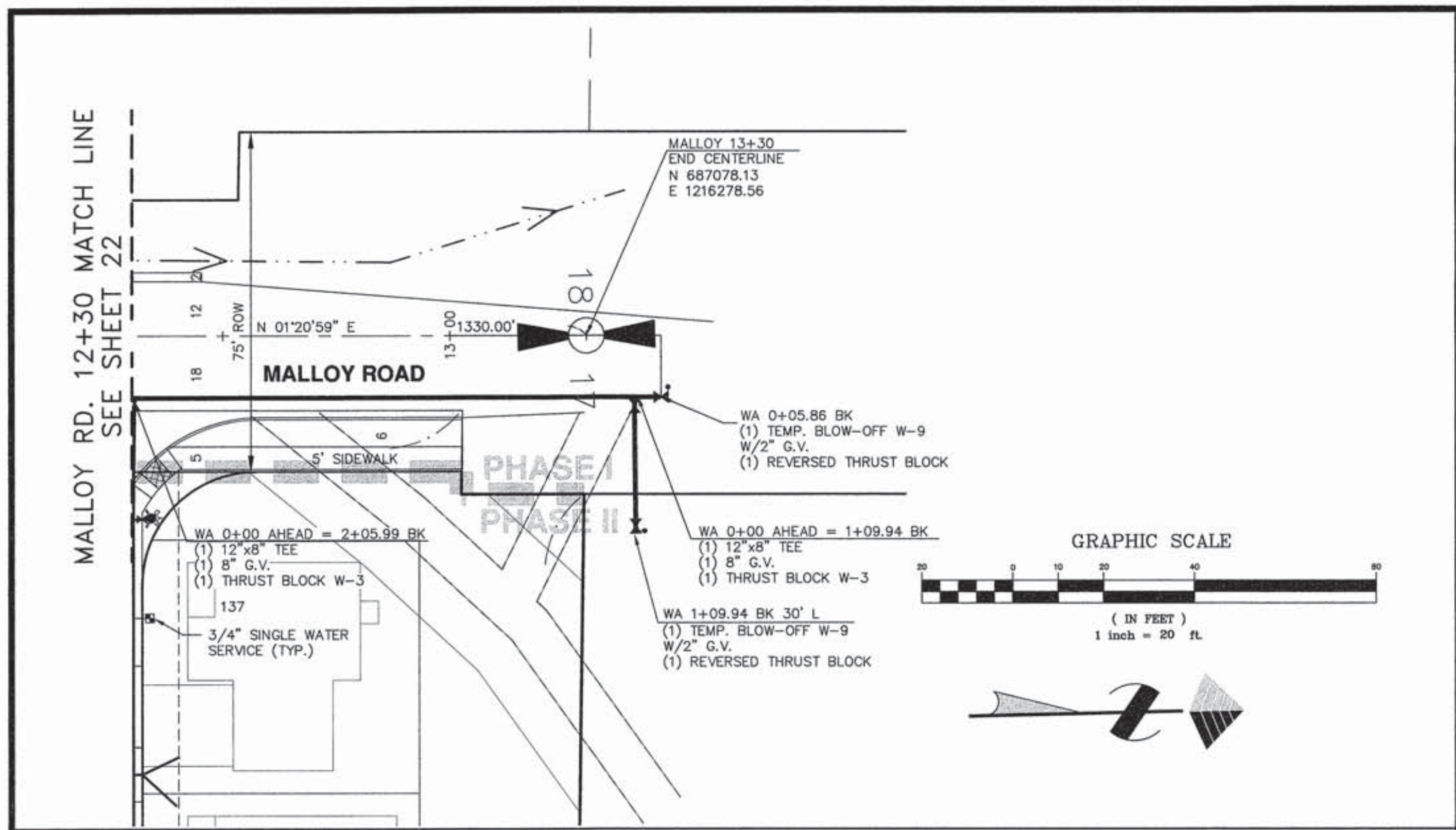

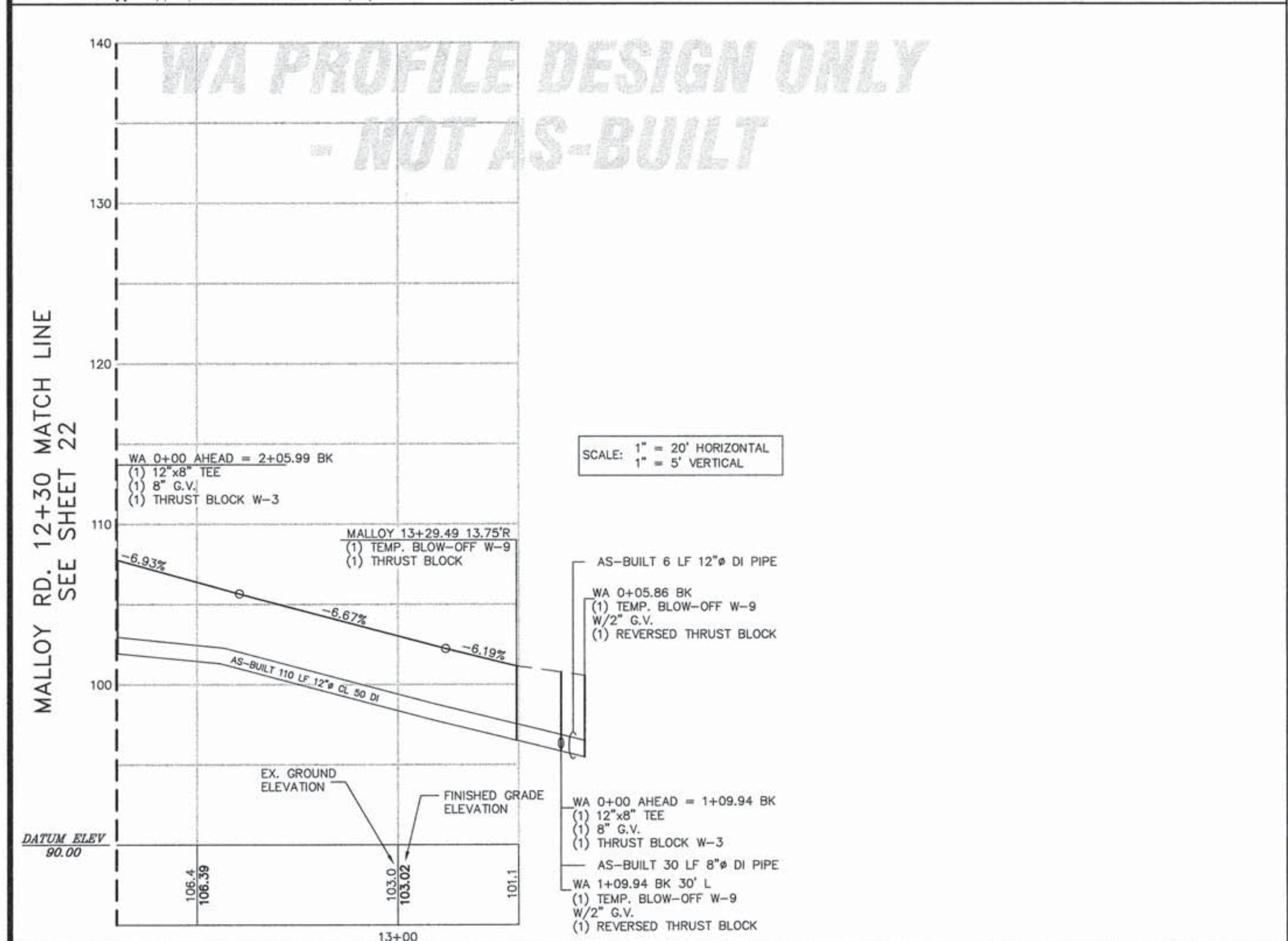

APPROVED
FEB 1 1 2009
BY
CITY OF FERNDALE

CALL BEFORE YOU DIG
1-800-424-5555

NOTES

1. EXISTING FIELD DATA PER LARRY STEELE & ASSOCIATES.
2. ALL CONSTRUCTION SHALL BE IN ACCORDANCE WITH CITY OF FERNDALE STANDARDS AND CURRENT WSDOT/APWA STANDARD SPECIFICATIONS FOR ROAD, BRIDGE, AND MUNICIPAL CONSTRUCTION.

AS-BUILT DRAWING CERTIFICATION

I hereby certify that a representative sample of the improvements in the Malloy Village PUD have been inpected by Millennium Engineering Group, Inc. and constructed in conformance with the plans approved by the Public Works Director for said development and the general specifications adopted by the City of Ferndale Department of Public Works.

DATUM
VERTICAL
NGVD 29 USING CITY OF FERNDALE MON. STATION #351
HORIZONTAL
CITY OF FERNDALE MONUMENT NETWORK

BASIS OF BEARINGS
WASHINGTON STATE NORTH ZONE NAD 83/91 COORDINATES USING CITY OF FERNDALE MONUMENTS STATIONS #343 AND #351

CHAD M A SCHULHAUSER, STATE OF WASHINGTON, 34846, REGISTERED PROFESSIONAL ENGINEER
EXPIRES 11/17/08

MILLENNIUM Engineering Group, Inc.
109-6th ST., PO BOX 137, LYNDEN, WA 98264
PH: (360) 354-8141 FAX: (360) 354-3744
mail@2001egi.com www.2001egi.com

MALLOY VILLAGE PUD
AS-BUILT
MALLOY RD. 12+30 - END
SEWER & WATER
FOR
MALLOY VILLAGE LLC
PTN. SW1/4, SEC.17, T39N, R2E, W.M.
CITY OF FERNDALE, WHATCOM COUNTY, WASHINGTON

SCALE: 1" = 20'
DATE: 07/17/06
DRAWN BY: CMAS
REVISED: 04/19/07
SHEET: 23 OF 42
JOB NUMBER: 03062

00531.008 12/19/12 SH

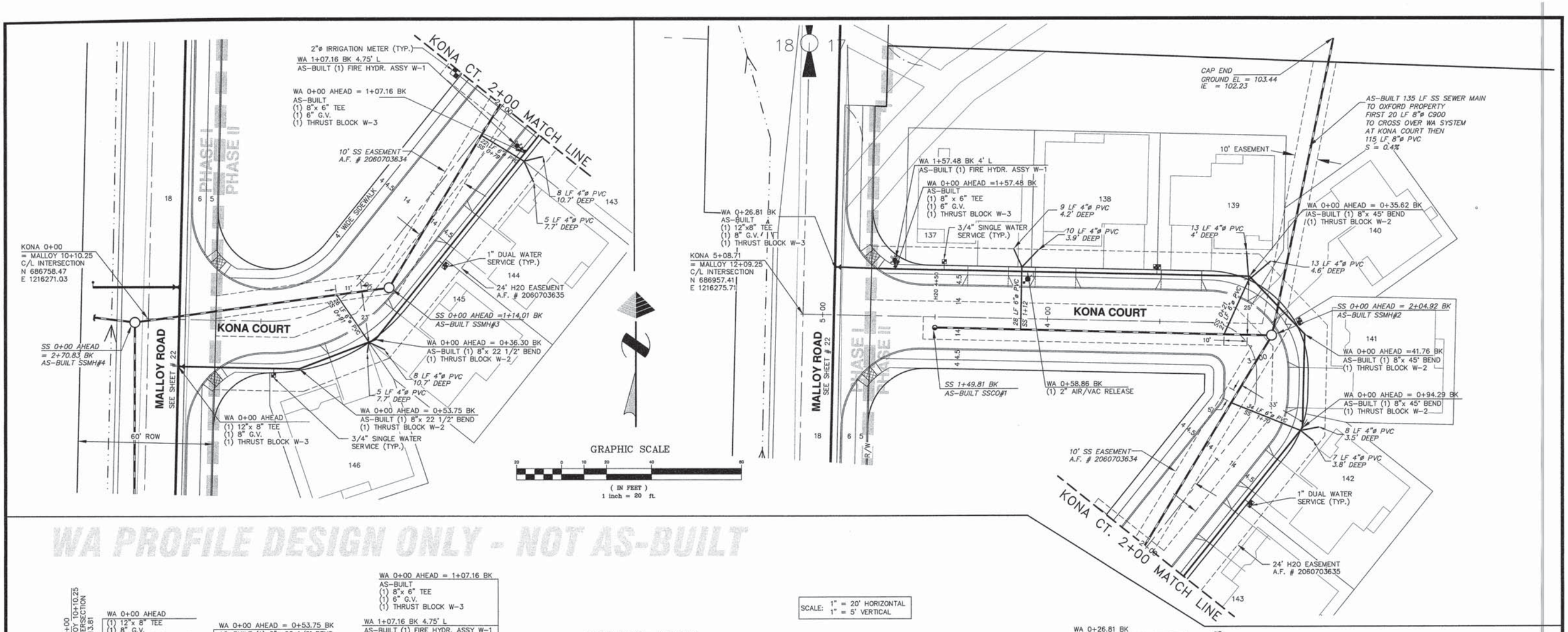

WA PROFILE DESIGN ONLY - NOT AS-BUILT

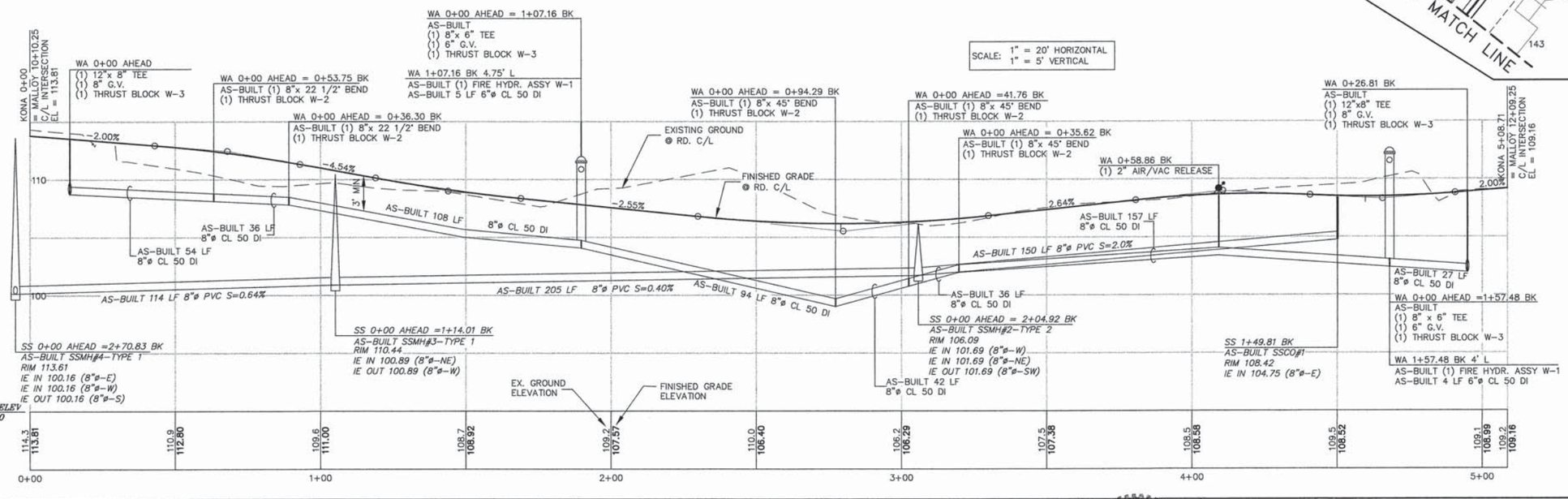

APPROVED
FEB 17 2009
BY
CITY OF FERNDALE

CALL BEFORE YOU DIG
1-800-424-5555

NOTES

1. EXISTING FIELD DATA PER LARRY STEELE & ASSOCIATES.
2. ALL CONSTRUCTION SHALL BE IN ACCORDANCE WITH CITY OF FERNDALE STANDARDS AND CURRENT WSDOT/APWA STANDARD SPECIFICATIONS FOR ROAD, BRIDGE, AND MUNICIPAL CONSTRUCTION.

AS-BUILT DRAWING CERTIFICATION

I hereby certify that a representative sample of the improvements in the Malloy Village PUD have been inpected by Millennium Engineering Group, Inc. and constructed in conformance with the plans approved by the Public Works Director for said development and the general specifications adopted by the City of Ferndale Department of Public Works.

DATUM
VERTICAL
NGVD 29 USING CITY OF FERNDALE MON. STATION #351
HORIZONTAL
CITY OF FERNDALE MONUMENT NETWORK

BASIS OF BEARINGS
WASHINGTON STATE NORTH ZONE NAD 83/91 COORDINATES USING CITY OF FERNDALE MONUMENTS STATIONS #343 AND #351

CHAD M. A. SCHUTHAUSER
STATE OF WASHINGTON
32846
REGISTERED PROFESSIONAL ENGINEER
EXPIRES 11/17/06

MILLENNIUM Engineering Group, Inc.
109-6th ST., PO BOX 137, LYNDEN, WA 98264
PH: (360) 354-8141 FAX: (360) 354-3744
mail@2001egi.com www.2001egi.com

MALLOY VILLAGE PUD
AS-BUILT KONA COURT SEWER & WATER
FOR
MALLOY VILLAGE LLC
PTN. SW1/4, SEC.17, T39N, R2E, W.M.
CITY OF FERNDALE, WHATCOM COUNTY, WASHINGTON

SCALE:	1" = 20'
DATE:	07/17/06
DRAWN BY:	LLCP
REVISED:	04/19/07
SHEET:	24 OF 42
JOB NUMBER:	03062

00531.009 12/19/12 SH

M:\Projects\2003\03062\drawings\AS-BUILTS\2006-09-AS-BUILT-PG-2-3-REV1\AB-24-CEMR-SS-WA.dwg, 4/19/2007 10:29:46 AM, TIM

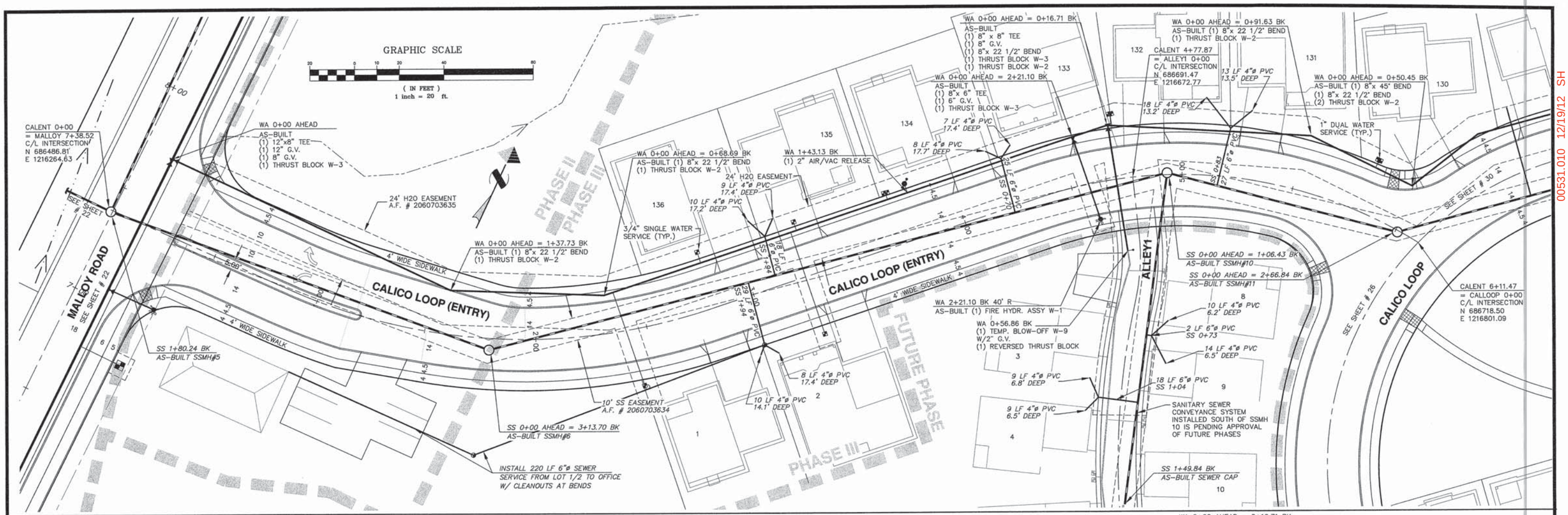

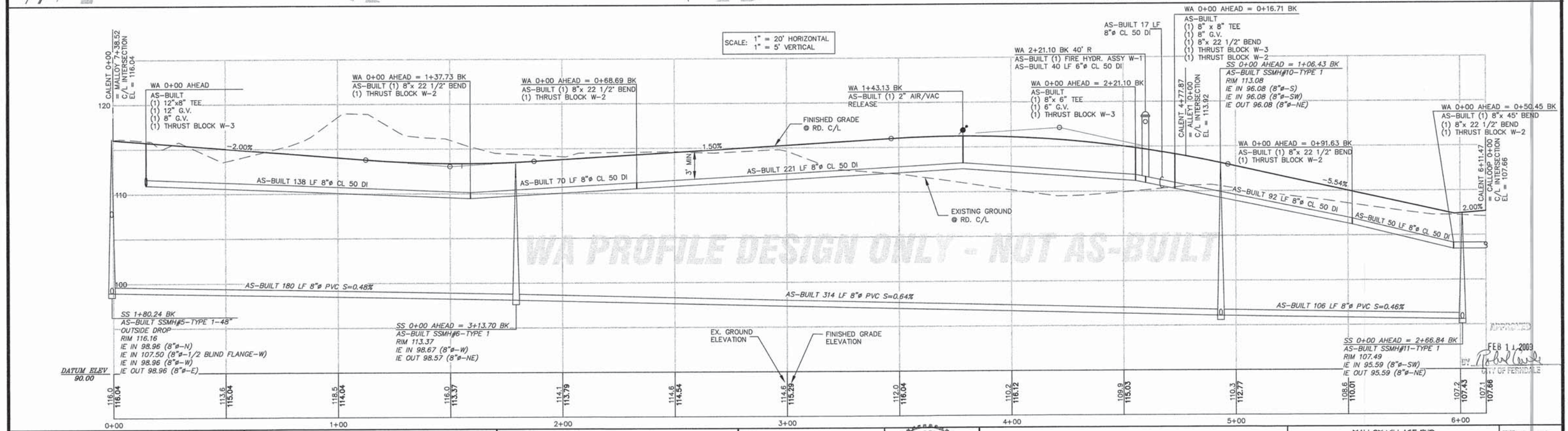

APPROVED
FEB 11 2009
BY
CITY OF FERNDALE

CALL BEFORE YOU DIG
1-800-424-5555

NOTES

1. EXISTING FIELD DATA PER LARRY STEELE & ASSOCIATES.
2. ALL CONSTRUCTION SHALL BE IN ACCORDANCE WITH CITY OF FERNDALE STANDARDS AND CURRENT WSDOT/APWA STANDARD SPECIFICATIONS FOR ROAD, BRIDGE, AND MUNICIPAL CONSTRUCTION.

AS-BUILT DRAWING CERTIFICATION

I hereby certify that a representative sample of the improvements in the Malloy Village PUD have been inspected by Millennium Engineering Group, Inc. and constructed in conformance with the plans approved by the Public Works Director for said development and the general specifications adopted by the City of Ferndale Department of Public Works.

DATUM
VERTICAL
NGVD 29 USING CITY OF FERNDALE MON. STATION #351
HORIZONTAL
CITY OF FERNDALE MONUMENT NETWORK

BASIS OF BEARINGS
WASHINGTON STATE NORTH ZONE NAD 83/91 COORDINATES
USING CITY OF FERNDALE MONUMENTS
STATIONS #343 AND #351

CHAD M. A. SCHULHAUSER
STATE OF WASHINGTON
36846
REGISTERED PROFESSIONAL ENGINEER
EXPIRES 11/17/09

MILLENNIUM Engineering Group, Inc.
109-6th ST., PO BOX 137, LYNDEN, WA 98264
PH: (360) 354-8141 FAX: (360) 354-3744
mail@2001egi.com www.2001egi.com

MALLOY VILLAGE PUD
AS-BUILT
CALICO LOOP (ENTRY)
SEWER & WATER
FOR
MALLOY VILLAGE LLC
PTN. SW1/4, SEC.17, T39N, R2E, W.M.
CITY OF FERNDALE, WHATCOM COUNTY, WASHINGTON

SCALE:	1" = 20'
DATE:	07/17/06
DRAWN BY:	LLCP
REVISED:	04/19/07
SHEET:	25 OF 42
JOB NUMBER:	03062

00531.010 12/19/12 SH

M:\Projects\2003\03062\drawings\AS-BUILTS\2006-09-AS-BUILT-PG-2-3-REV1.\AB-25-VILLENT-SS-WA.dwg, 4/19/2007 12:09:54 PM, TIM

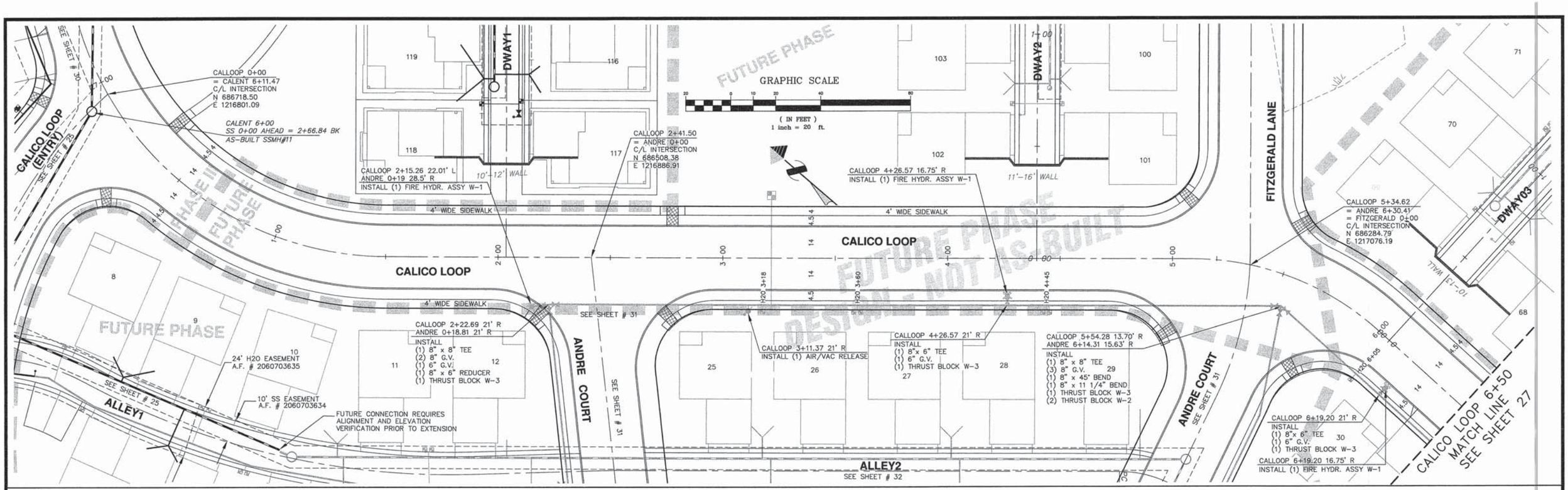

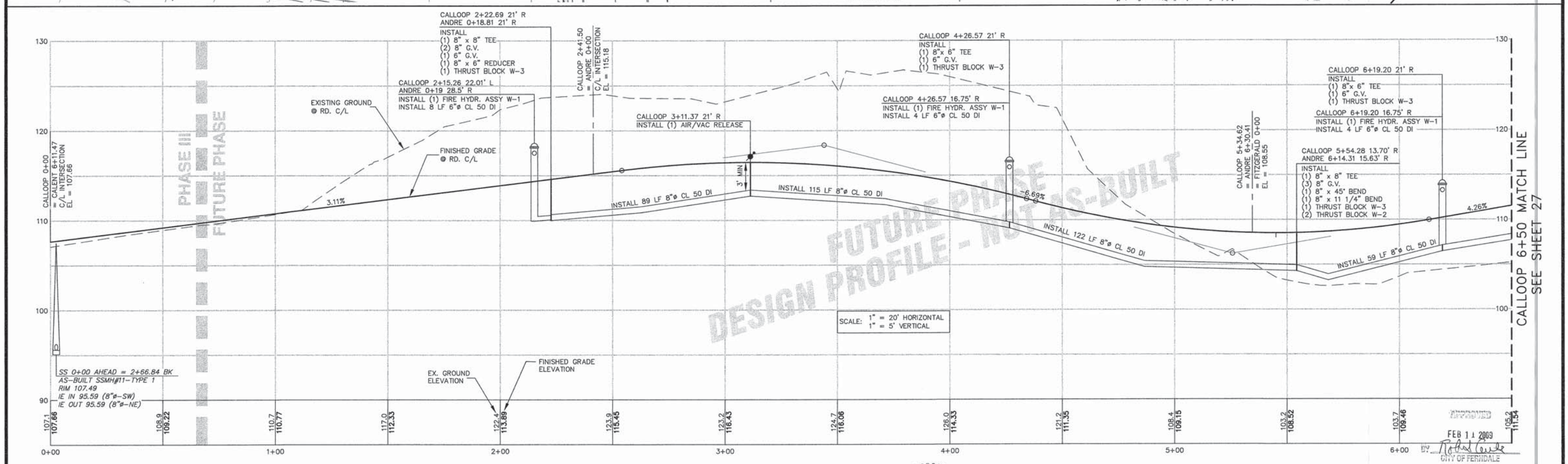

CALL BEFORE YOU DIG
1-800-424-5555

NOTES

1. EXISTING FIELD DATA PER LARRY STEELE & ASSOCIATES.
2. ALL CONSTRUCTION SHALL BE IN ACCORDANCE WITH CITY OF FERNDALE STANDARDS AND CURRENT WSDOT/APWA STANDARD SPECIFICATIONS FOR ROAD, BRIDGE, AND MUNICIPAL CONSTRUCTION.

AS-BUILT DRAWING CERTIFICATION

I hereby certify that a representative sample of the improvements in the Malloy Village PUD have been inspected by Millennium Engineering Group, Inc. and constructed in conformance with the plans approved by the Public Works Director for said development and the general specifications adopted by the City of Ferndale Department of Public Works.

DATUM
VERTICAL
NGVD 29 USING CITY OF FERNDALE MON. STATION #351
HORIZONTAL
CITY OF FERNDALE MONUMENT NETWORK

BASIS OF BEARINGS
WASHINGTON STATE NORTH ZONE NAD 83/91 COORDINATES USING CITY OF FERNDALE MONUMENTS STATIONS #343 AND #351

CHAD M A SCHULHAUSER
STATE OF WASHINGTON
34846
REGISTERED PROFESSIONAL ENGINEER
EXPIRES 11/17/09

MILLENNIUM Engineering Group, Inc.
109-6th ST., PO BOX 137, LYNDEN, WA 98264
PH: (360) 354-8141 FAX: (360) 354-3744
mail@2001egi.com www.2001egi.com

MALLOY VILLAGE PUD
AS-BUILT
CALICO LOOP 0+00 - 6+50
SEWER & WATER

FOR
MALLOY VILLAGE LLC

PTN. SW1/4, SEC.17, T39N, R2E, W.M.
CITY OF FERNDALE, WHATCOM COUNTY, WASHINGTON

SCALE:	1" = 20'
DATE:	07/17/06
DRAWN BY:	LLCP
REVISED:	04/19/07
SHEET:	26 OF 42
JOB NUMBER:	03062

00531.011 12/19/12 SH

M:\Projects\03031\03062\drawings\AS-BUILTS\2006-09-AS-BUILT-PKG-2-3-REV1\AB-26-30-VILLOOP-SS-WR.dwg, 4/19/2007 10:45:31 AM, TSH

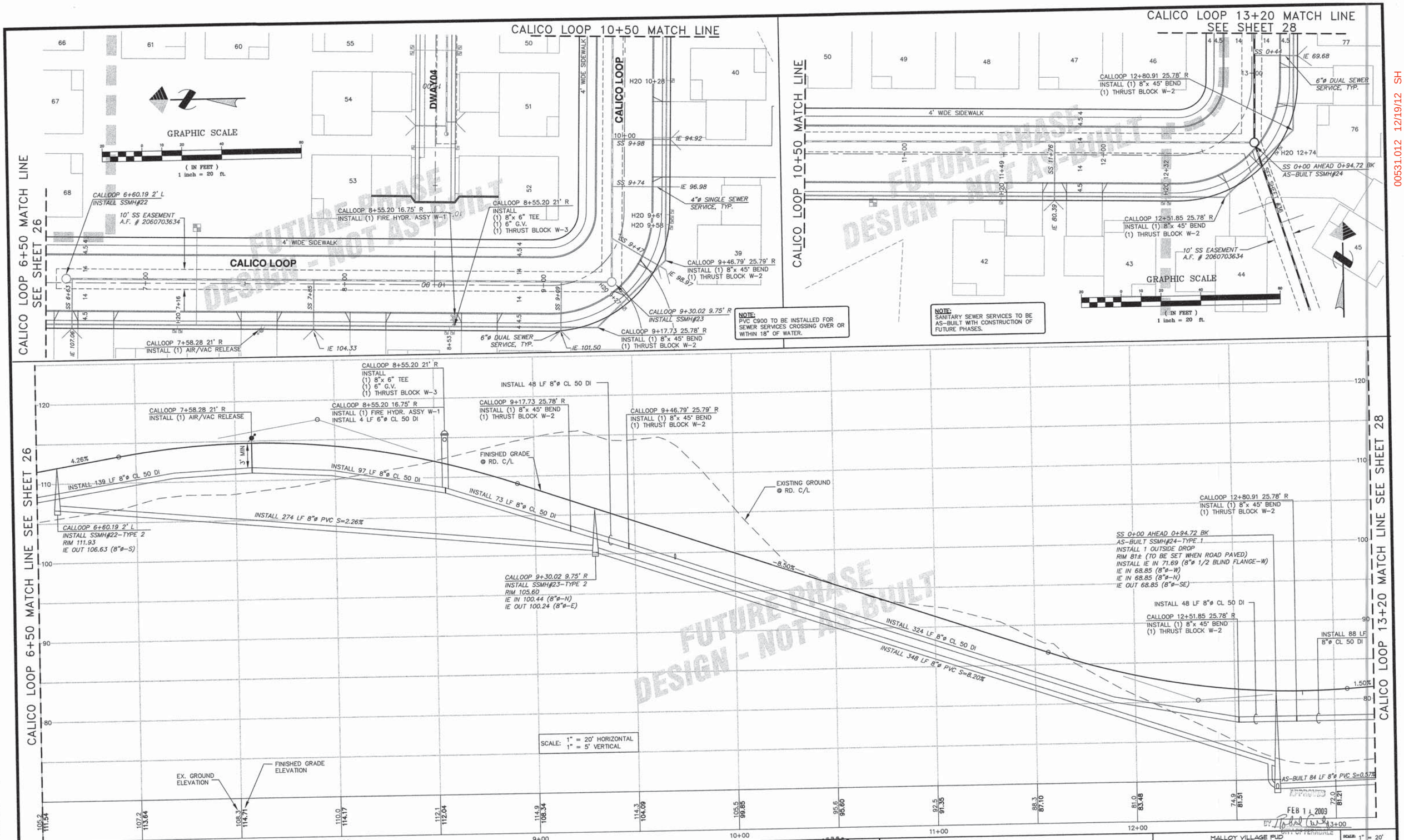

CALL BEFORE YOU DIG
1-800-424-5555

NOTES

1. EXISTING FIELD DATA PER LARRY STEELE & ASSOCIATES.
2. ALL CONSTRUCTION SHALL BE IN ACCORDANCE WITH CITY OF FERNDALE STANDARDS AND CURRENT WSDOT/APWA STANDARD SPECIFICATIONS FOR ROAD, BRIDGE, AND MUNICIPAL CONSTRUCTION.

APPROVAL STAMPS

DATUM
VERTICAL
NGVD 29 USING CITY OF FERNDALE MON. STATION #351
HORIZONTAL
CITY OF FERNDALE MONUMENT NETWORK

BASIS OF BEARINGS
WASHINGTON STATE NORTH ZONE NAD 83/91 COORDINATES USING CITY OF FERNDALE MONUMENTS STATIONS #343 AND #351

CHAD M. A. SCHULHAUSER
STATE OF WASHINGTON
34846
REGISTERED PROFESSIONAL ENGINEER
EXPIRES 11/17/06

MILLENNIUM
Engineering Group, Inc.
109-6th ST., PO BOX 137, LYNDEN, WA 98264
PH: (360) 354-8141 FAX: (360) 354-3744
mail@2001egi.com www.2001egi.com

MALLOY VILLAGE PUD
AS-BUILT
CALICO LOOP 6+50 - 13+20
SEWER & WATER
FOR
MALLOY VILLAGE LLC
PTN. SW1/4, SEC.17, T39N, R2E, W.M.
CITY OF FERNDALE, WHATCOM COUNTY, WASHINGTON

SCALE:	1" = 20'
DATE:	03/31/05
DRAWN BY:	LLCP
REVISED:	04/19/07
SHEET:	27 OF 42
JOB NUMBER:	03062

00531.012 12/19/12 SH

M:\Projects\2003\03062\dwg\AS-BUILTS\2006-09-AS-BUILT-PG-2-3-REV1\#8-26-30-VILLOOP-SG-WIA.dwg, 4/19/2007 10:49:18 AM, TIM

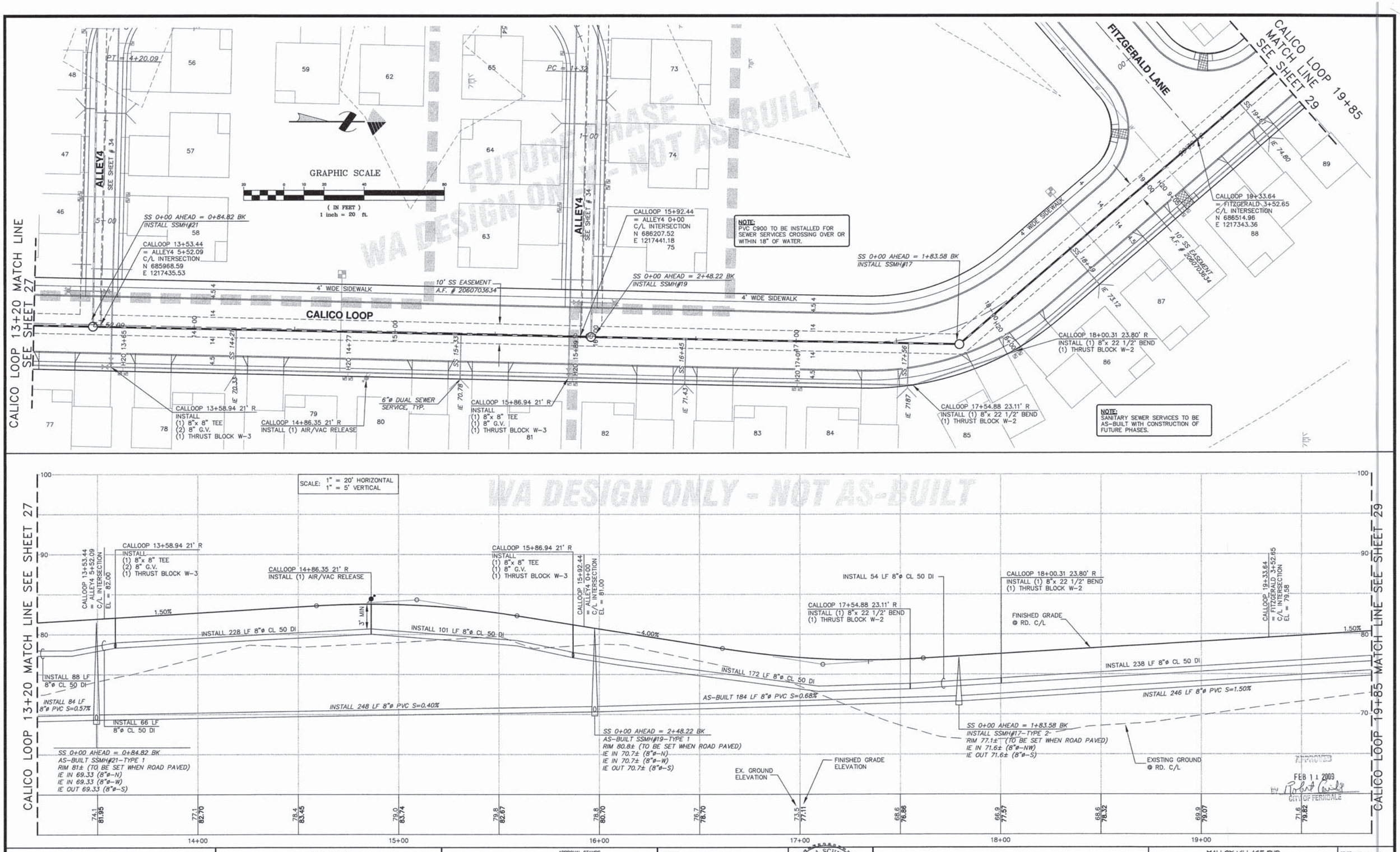

CALL BEFORE YOU DIG
1-800-424-5555

NOTES

1. EXISTING FIELD DATA PER LARRY STEELE & ASSOCIATES.
2. ALL CONSTRUCTION SHALL BE IN ACCORDANCE WITH CITY OF FERNDALE STANDARDS AND CURRENT WSDOT/APWA STANDARD SPECIFICATIONS FOR ROAD, BRIDGE, AND MUNICIPAL CONSTRUCTION.

APPROVAL STAMPS

DATUM
VERTICAL
NGVD 29 USING CITY OF FERNDALE MON. STATION #351
HORIZONTAL
CITY OF FERNDALE MONUMENT NETWORK

BASIS OF BEARINGS
WASHINGTON STATE NORTH ZONE NAD 83/91 COORDINATES USING CITY OF FERNDALE MONUMENTS STATIONS #343 AND #351

CHAD M A SCHULHAUSER
STATE OF WASHINGTON
34846
REGISTERED PROFESSIONAL ENGINEER
EXPIRES 11/17/08

MILLENNIUM
Engineering Group, Inc.
109-6th ST., PO BOX 137, LYNDEN, WA 98264
PH: (360) 354-8141 FAX: (360) 354-3744
mail@2001egi.com www.2001egi.com

MALLOY VILLAGE PUD
AS-BUILT
CALICO LOOP 13+20 - 19+85
SEWER & STORM

FOR
MALLOY VILLAGE LLC

PTN. SW1/4, SEC.17, T39N, R2E, W.M.
CITY OF FERNDALE, WHATCOM COUNTY, WASHINGTON

SCALE:	1" = 20'
DATE:	03/31/05
DRAWN BY:	LLCP
REVISED:	04/19/07
SHEET:	28 OF 42
JOB NUMBER:	03062

00531.013 12/19/12 SH

I:\Projects\2003\03062\drawings\AS-BUILTS\2006-09-AS-BUILT-PK-2-3-REV1\48-26-30-VILLOOP-SS-WA.dwg, 4/19/2007 10:51:33 AM, TIM

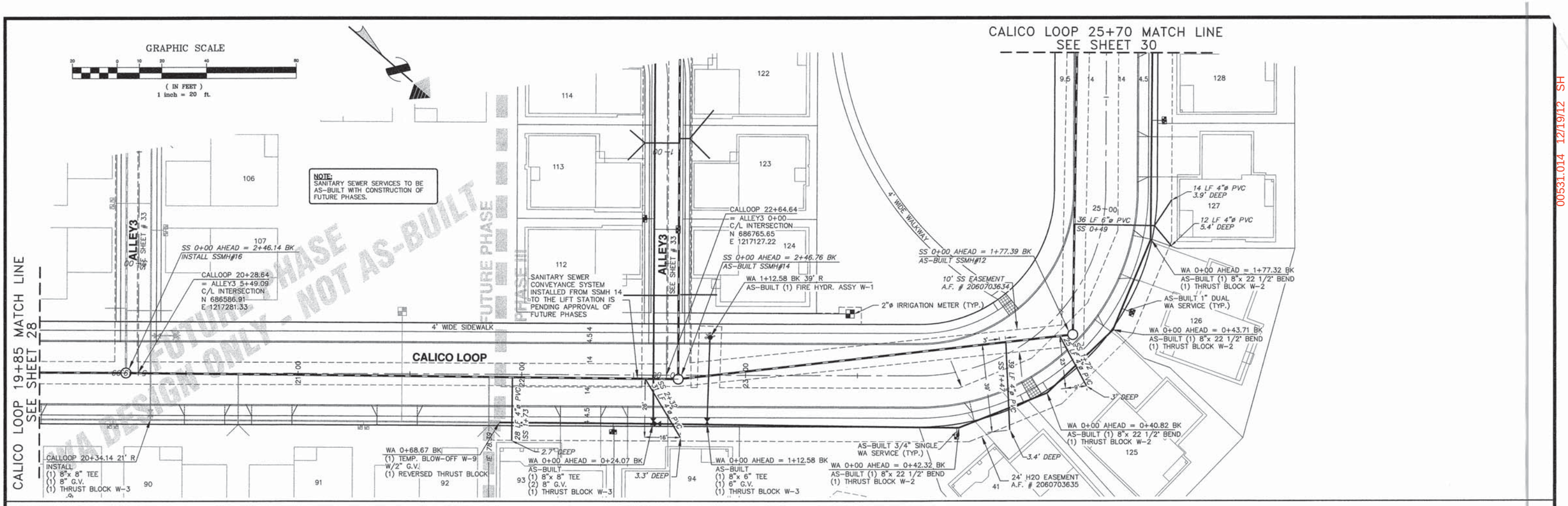

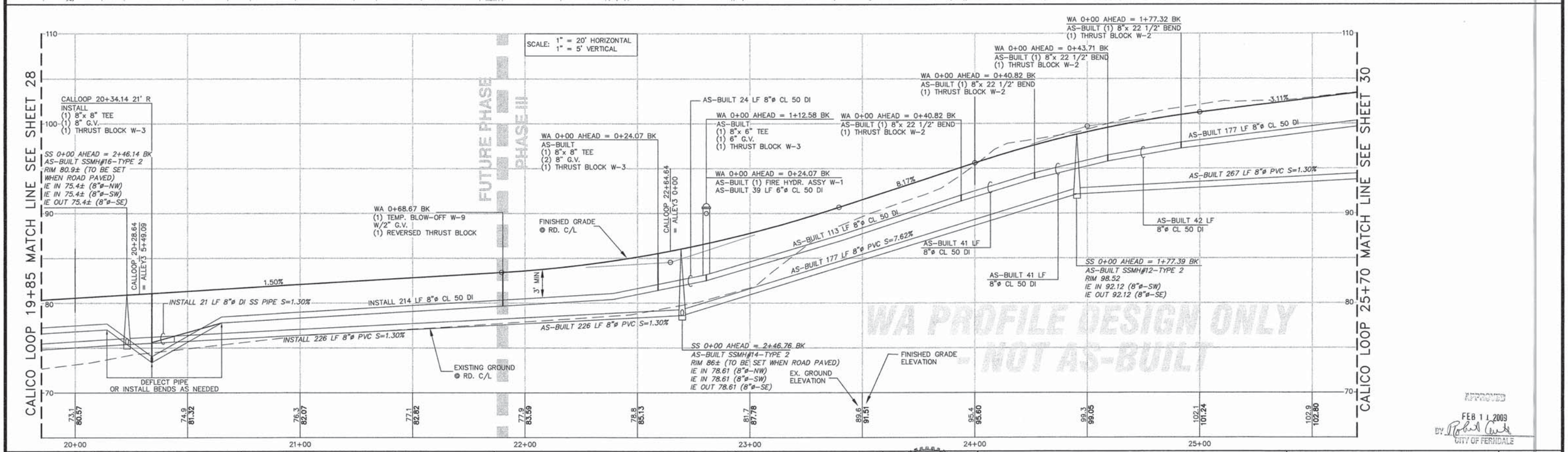

APPROVED
FEB 11 2009
BY: Robert Cole
CITY OF FERNDALE

CALL BEFORE YOU DIG
1-800-424-5555

NOTES

1. EXISTING FIELD DATA PER LARRY STEELE & ASSOCIATES.
2. ALL CONSTRUCTION SHALL BE IN ACCORDANCE WITH CITY OF FERNDALE STANDARDS AND CURRENT WSDOT/APWA STANDARD SPECIFICATIONS FOR ROAD, BRIDGE, AND MUNICIPAL CONSTRUCTION.

AS-BUILT DRAWING CERTIFICATION

I hereby certify that a representative sample of the improvements in the Malloy Village PUD have been inpected by Millennium Engineering Group, Inc. and constructed in conformance with the plans approved by the Public Works Director for said development and the general specifications adopted by the City of Ferndale Department of Public Works.

DATUM
VERTICAL
NGVD 29 USING CITY OF FERNDALE MON. STATION #351
HORIZONTAL
CITY OF FERNDALE MONUMENT NETWORK

BASIS OF BEARINGS
WASHINGTON STATE NORTH ZONE NAD 83/91 COORDINATES USING CITY OF FERNDALE MONUMENTS STATIONS #343 AND #351

CHAD M. A. SCHULHAUSER
STATE OF WASHINGTON
34846
REGISTERED PROFESSIONAL ENGINEER
EXPIRES 11/17/08

MILLENNIUM
Engineering Group, Inc.
109-6th ST., PO BOX 137, LYNDEN, WA 98264
PH: (360) 354-8141 FAX: (360) 354-3744
mail@2001egi.com www.2001egi.com

MALLOY VILLAGE PUD
AS-BUILT
CALICO LOOP 19+85 - 25+70
SEWER & WATER
FOR
MALLOY VILLAGE LLC
PTN. SW1/4, SEC.17, T39N, R2E, W.M.
CITY OF FERNDALE, WHATCOM COUNTY, WASHINGTON

SCALE:	1" = 20'
DATE:	07/17/06
DRAWN BY:	LLCP
REVISED:	04/19/07
SHEET:	29 OF 42
JOB NUMBER:	03062

00531.014 12/19/12 SH
M:\Projects\2003\03062\drawings\AS-BUILTS\2006-09-AS-BUILT-PG-2-REV1\AB-26-30-VILLOOP-SS-WA.dwg, 4/19/2007 10:53:37 AM, TIM

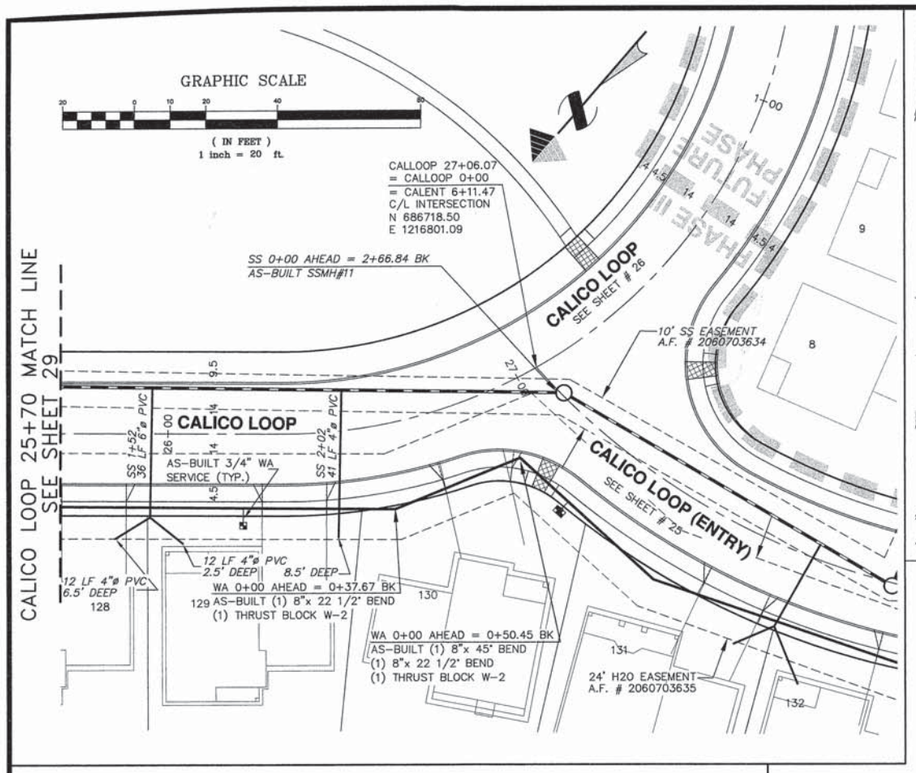

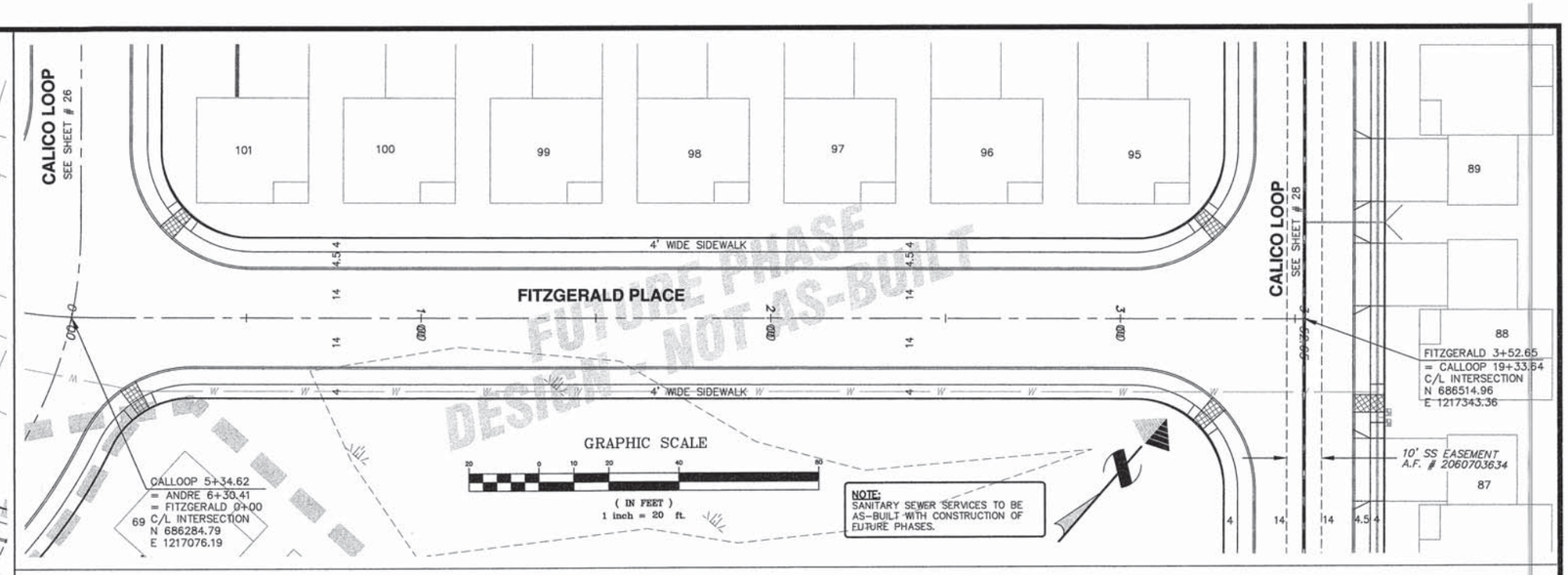

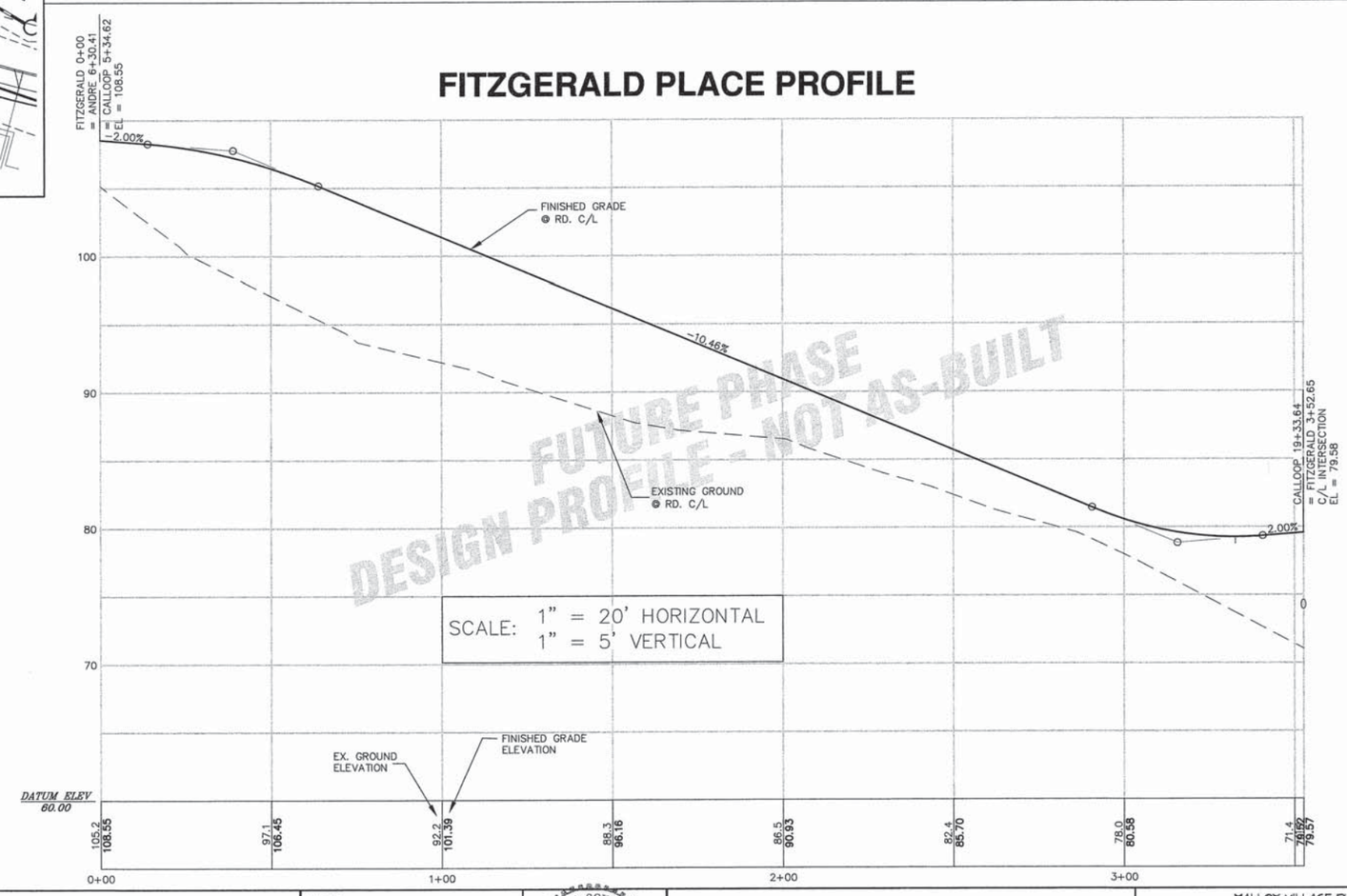

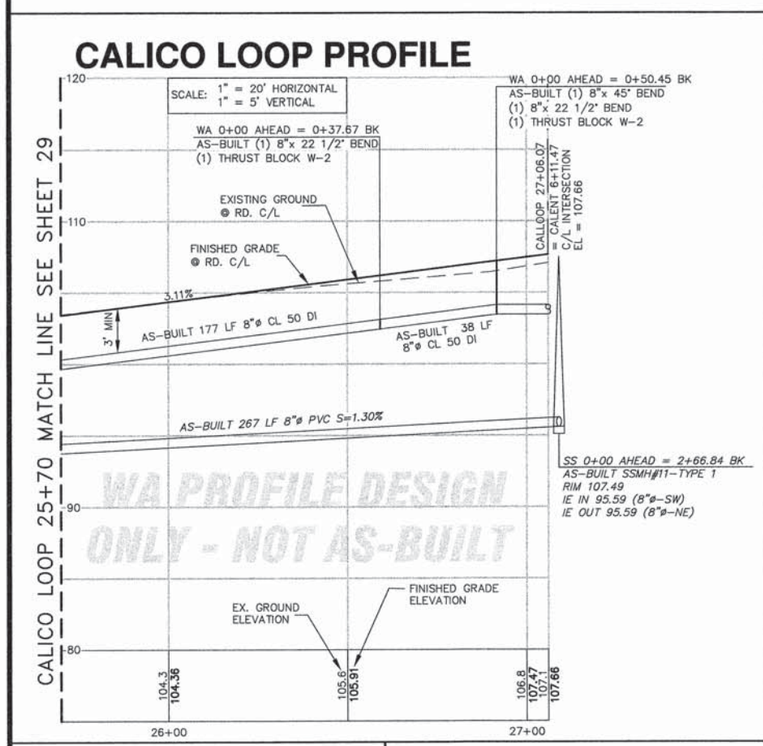

CALL BEFORE YOU DIG
1-800-424-5555

NOTES

1. EXISTING FIELD DATA PER LARRY STEELE & ASSOCIATES.
2. ALL CONSTRUCTION SHALL BE IN ACCORDANCE WITH CITY OF FERNDALE STANDARDS AND CURRENT WSDOT/APWA STANDARD SPECIFICATIONS FOR ROAD, BRIDGE, AND MUNICIPAL CONSTRUCTION.

AS-BUILT DRAWING CERTIFICATION

I hereby certify that a representative sample of the improvements in the Malloy Village PUD have been inpected by Millennium Engineering Group, Inc. and constructed in conformance with the plans approved by the Public Works Director for said development and the general specifications adopted by the City of Ferndale Department of Public Works.

DATUM
VERTICAL
NGVD 29 USING CITY OF FERNDALE MON. STATION #351
HORIZONTAL
CITY OF FERNDALE MONUMENT NETWORK

BASIS OF BEARINGS
WASHINGTON STATE NORTH ZONE NAD 83/91 COORDINATES
USING CITY OF FERNDALE MONUMENTS
STATIONS #343 AND #351

CHAD M A SCHULAISER
STATE OF WASHINGTON
34845
REGISTERED PROFESSIONAL ENGINEER
EXPIRES 11/17/06

MILLENNIUM
Engineering Group, Inc.
109-6th ST., PO BOX 137, LYNDEN, WA 98264
PH: (360) 354-8141 FAX: (360) 354-3744
mail@2001egi.com www.2001egi.com

APPROVED
FEB 11 2009
BY
CITY OF FERNDALE

MALLOY VILLAGE PUD
AS-BUILT CALICO LOOP
25+70 - END & FITZGERALD PLACE
PROFILE SEWER & WATER

FOR
MALLOY VILLAGE LLC

PTN. SW1/4, SEC.17, T39N, R2E, W.M.
CITY OF FERNDALE, WHATCOM COUNTY, WASHINGTON

SCALE:	1" = 20'
DATE:	07/17/06
DRAWN BY:	LLCP
REVISED:	04/19/07
SHEET:	30 OF 42
JOB NUMBER:	03062

00531.015 12/19/12 SH

M:\Projects\03031\03062\drawings\AS-BUILTS\2006-09-AS-BUILT-PG-2-3-REV1\A9-20-30-VILLOOP-SS-WA.dwg, 4/19/2007 11:04:55 AM, TIM

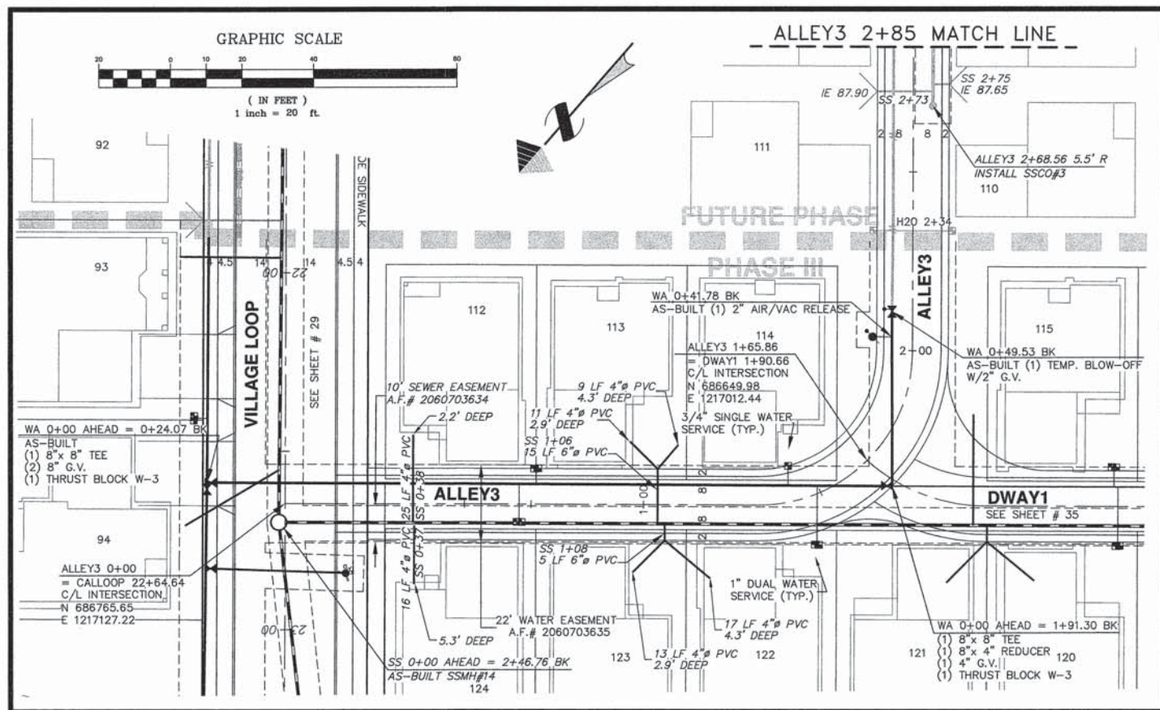

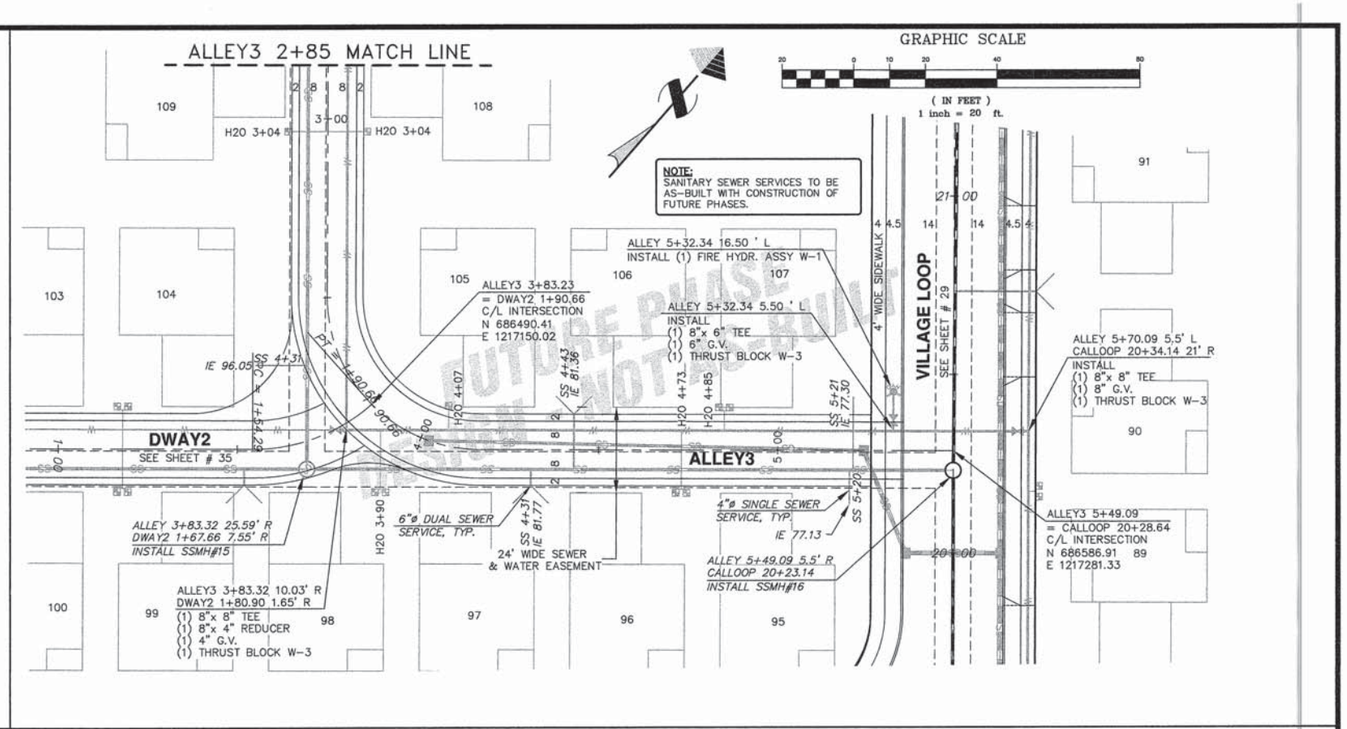

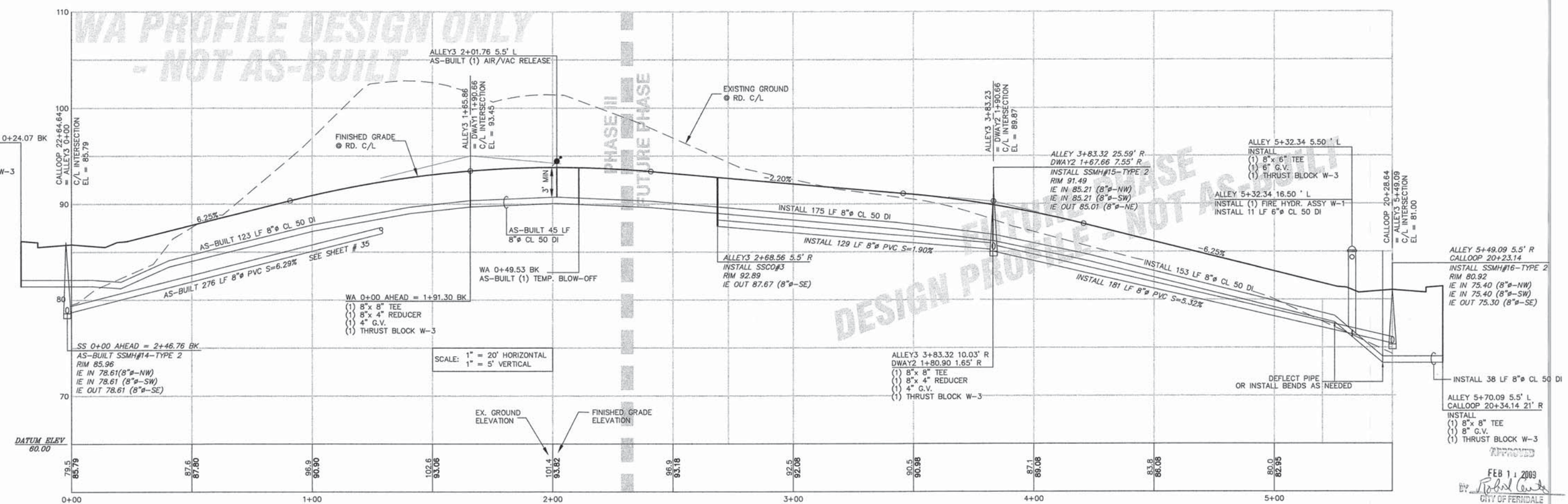

CALL BEFORE YOU DIG
1-800-424-5555

NOTES

1. EXISTING FIELD DATA PER LARRY STEELE & ASSOCIATES.
2. ALL CONSTRUCTION SHALL BE IN ACCORDANCE WITH CITY OF FERNDALE STANDARDS AND CURRENT WSDOT/APWA STANDARD SPECIFICATIONS FOR ROAD, BRIDGE, AND MUNICIPAL CONSTRUCTION.

AS-BUILT DRAWING CERTIFICATION

I hereby certify that a representative sample of the improvements in the Malloy Village PUD have been inpected by Millennium Engineering Group, Inc. and constructed in conformance with the plans approved by the Public Works Director for said development and the general specifications adopted by the City of Ferndale Department of Public Works.

DATUM
VERTICAL
NGVD 29 USING CITY OF FERNDALE MON. STATION #351
HORIZONTAL
CITY OF FERNDALE MONUMENT NETWORK

BASIS OF BEARINGS
WASHINGTON STATE NORTH ZONE NAD 83/91 COORDINATES
USING CITY OF FERNDALE MONUMENTS
STATIONS #343 AND #351

CHAD M. A. SCHULHAUSER
STATE OF WASHINGTON
34846
REGISTERED PROFESSIONAL ENGINEER
EXPIRES 11/17/08

MILLENNIUM
Engineering Group, Inc.
109-6th ST., PO BOX 137, LYNDEN, WA 98264
PH: (360) 354-8141 FAX: (360) 354-3744
mail@2001egi.com www.2001egi.com

MALLOY VILLAGE PUD
AS-BUILT
ALLEY 3
SEWER & WATER
FOR
MALLOY VILLAGE LLC
PTN. SW1/4, SEC.17, T39N, R2E, W.M.
CITY OF FERNDALE, WHATCOM COUNTY, WASHINGTON

SCALE:	1" = 20'
DATE:	07/17/06
DRAWN BY:	LLCP
REVISED:	04/19/07
SHEET:	33 OF 42
JOB NUMBER:	03062

00531.016 12/19/12 SH
M:\Projects\2003\03062\Drawings\AS-BUILTS\2006-09-AS-BUILT-PG-2-3-REV1\A8-33-ALLEY-3-SS-WA.dwg, 4/19/2007 11:44:48 AM, TIM

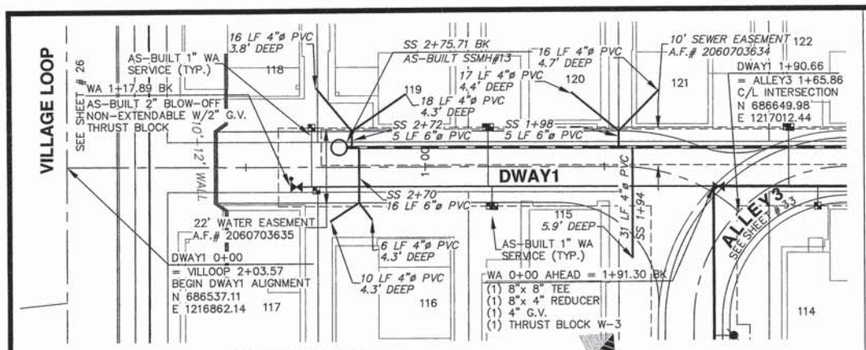

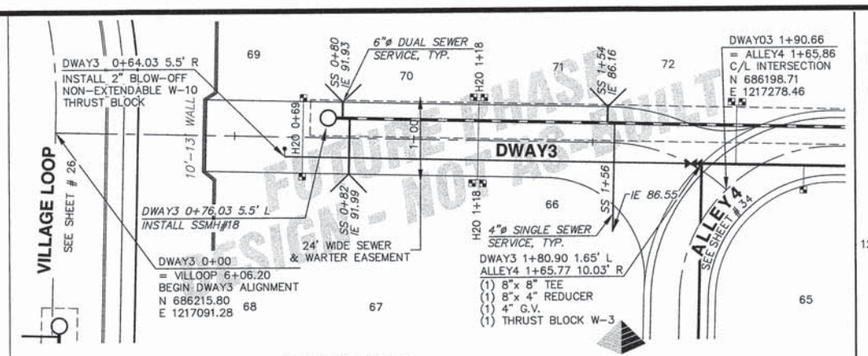

NOTE:
PVC C900 TO BE INSTALLED FOR SEWER SERVICES CROSSING OVER OR WITHIN 18" OF WATER.

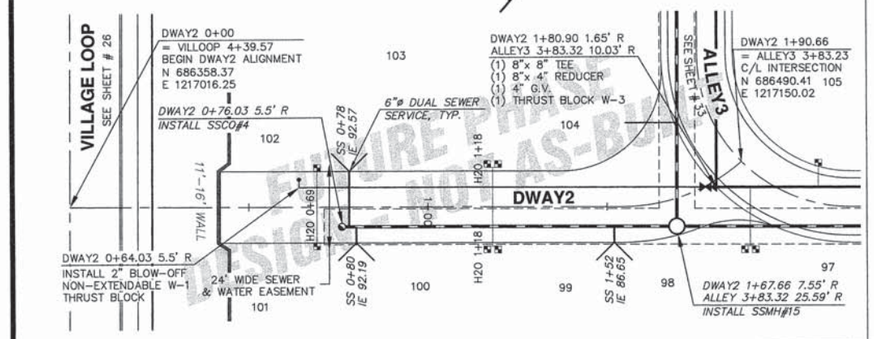

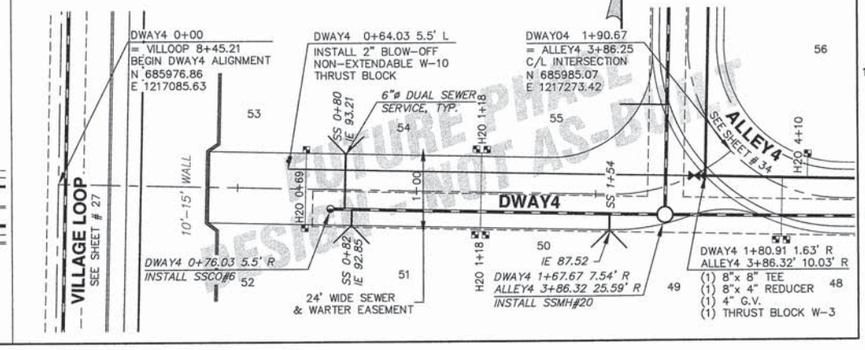

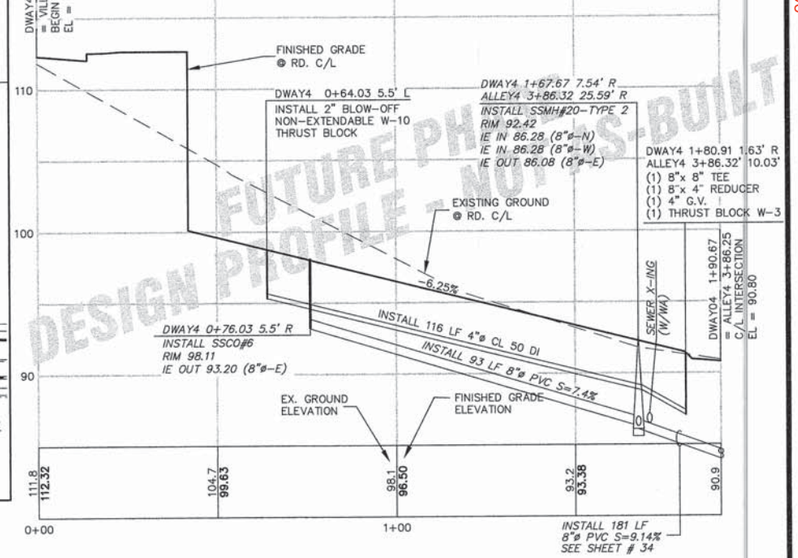

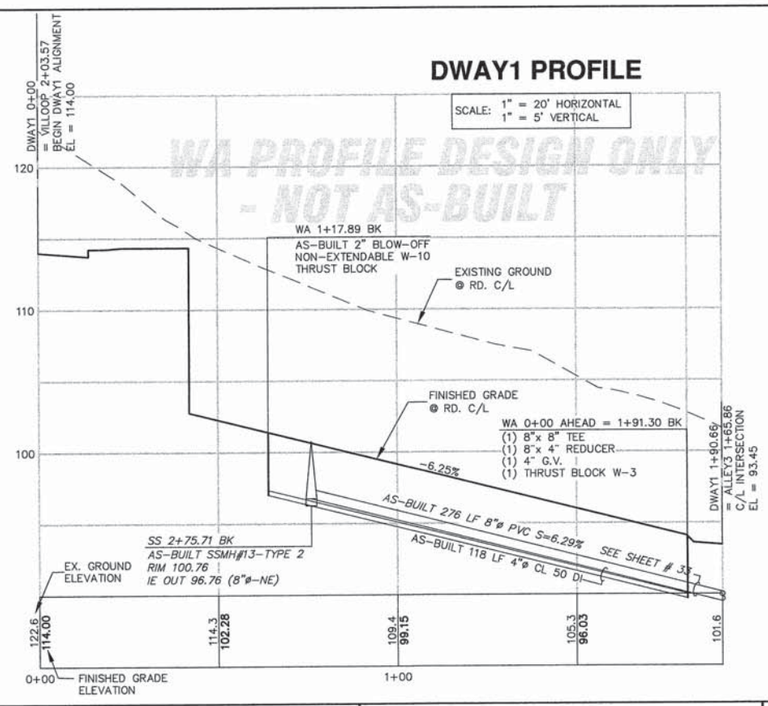

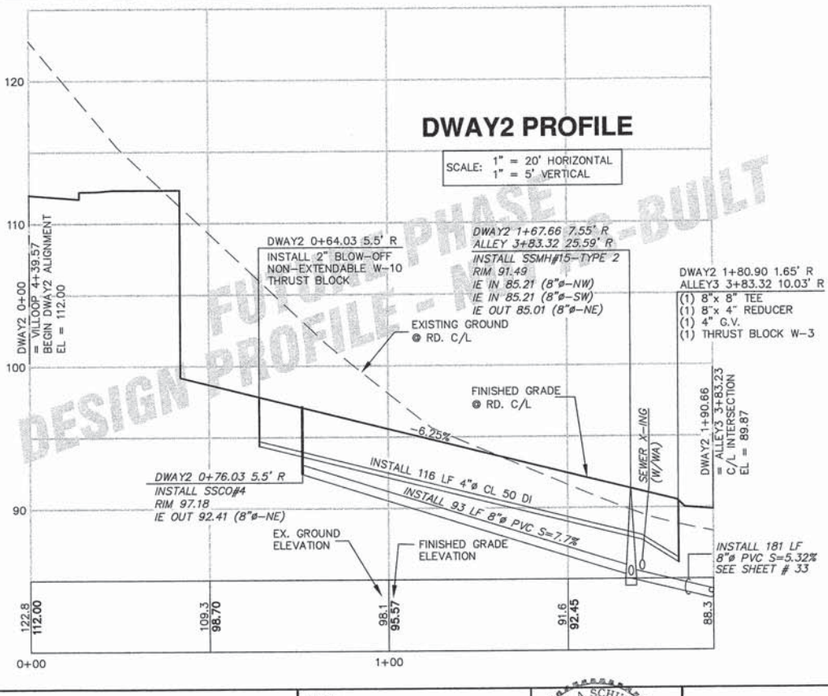

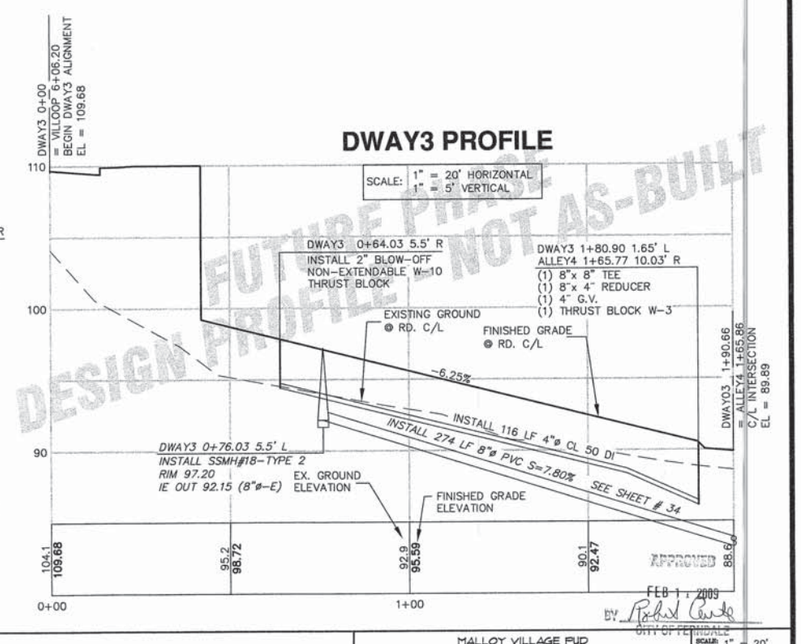

FUTURE PHASE DESIGN PROFILE - NOT AS-BUILT
WA PROFILE DESIGN ONLY - NOT AS-BUILT

APPROVED
FEB 11, 2009
BY
CITY OF FERNDALE

CALL BEFORE YOU DIG
1-800-424-5555

NOTES

1. EXISTING FIELD DATA PER LARRY STEELE & ASSOCIATES.
2. ALL CONSTRUCTION SHALL BE IN ACCORDANCE WITH CITY OF FERNDALE STANDARDS AND CURRENT WSDOT/APWA STANDARD SPECIFICATIONS FOR ROAD, BRIDGE, AND MUNICIPAL CONSTRUCTION.

AS-BUILT DRAWING CERTIFICATION

I hereby certify that a representative sample of the improvements in the Malloy Village PUD have been inpected by Millennium Engineering Group, Inc. and constructed in conformance with the plans approved by the Public Works Director for said development and the general specifications adopted by the City of Ferndale Department of Public Works.

DATUM
VERTICAL
NGVD 29 USING CITY OF FERNDALE MON. STATION #351
HORIZONTAL
CITY OF FERNDALE MONUMENT NETWORK

BASIS OF BEARINGS
WASHINGTON STATE NORTH ZONE NAD 83/91 COORDINATES USING CITY OF FERNDALE MONUMENTS STATIONS #343 AND #351

CHAD M. A. SCHULHAUSER
STATE OF WASHINGTON
34846
REGISTERED PROFESSIONAL ENGINEER
EXPIRES 11/17/08

MILLENNIUM Engineering Group, Inc.
109-6th ST., PO BOX 137, LYNDEN, WA 98264
PH: (360) 354-8141 FAX: (360) 354-3744
mail@2001egi.com www.2001egi.com

MALLOY VILLAGE PUD
AS-BUILT DRIVEWAY 1 & ALLEY 3
SEWER & WATER
FOR
MALLOY VILLAGE LLC
PTN. SW1/4, SEC.17, T39N, R2E, W.M.
CITY OF FERNDALE, WHATCOM COUNTY, WASHINGTON

SCALE:	1" = 20'
DATE:	07/17/06
DRAWN BY:	LLOP
REVISED:	04/19/07
SHEET:	35 OF 42
JOB NUMBER:	03062

00531.017 12/19/12 SH

M:\Projects\2003\03062\drawings\AS-BUILTS\2006-09-AS-BUILT-PG-2-3-REV1\AB-35-DWAY-1-4-RS-WA.dwg, 4/19/2007 11:46:42 AM, TIM

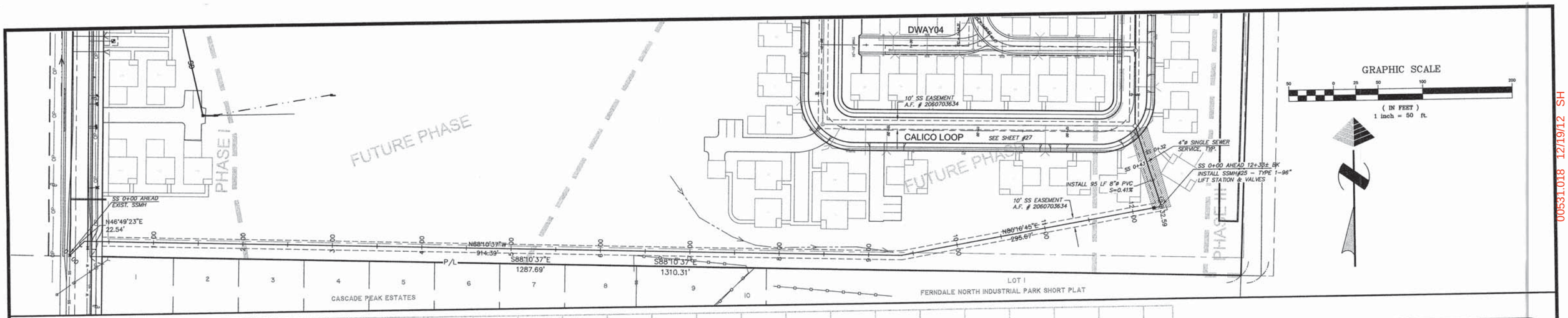

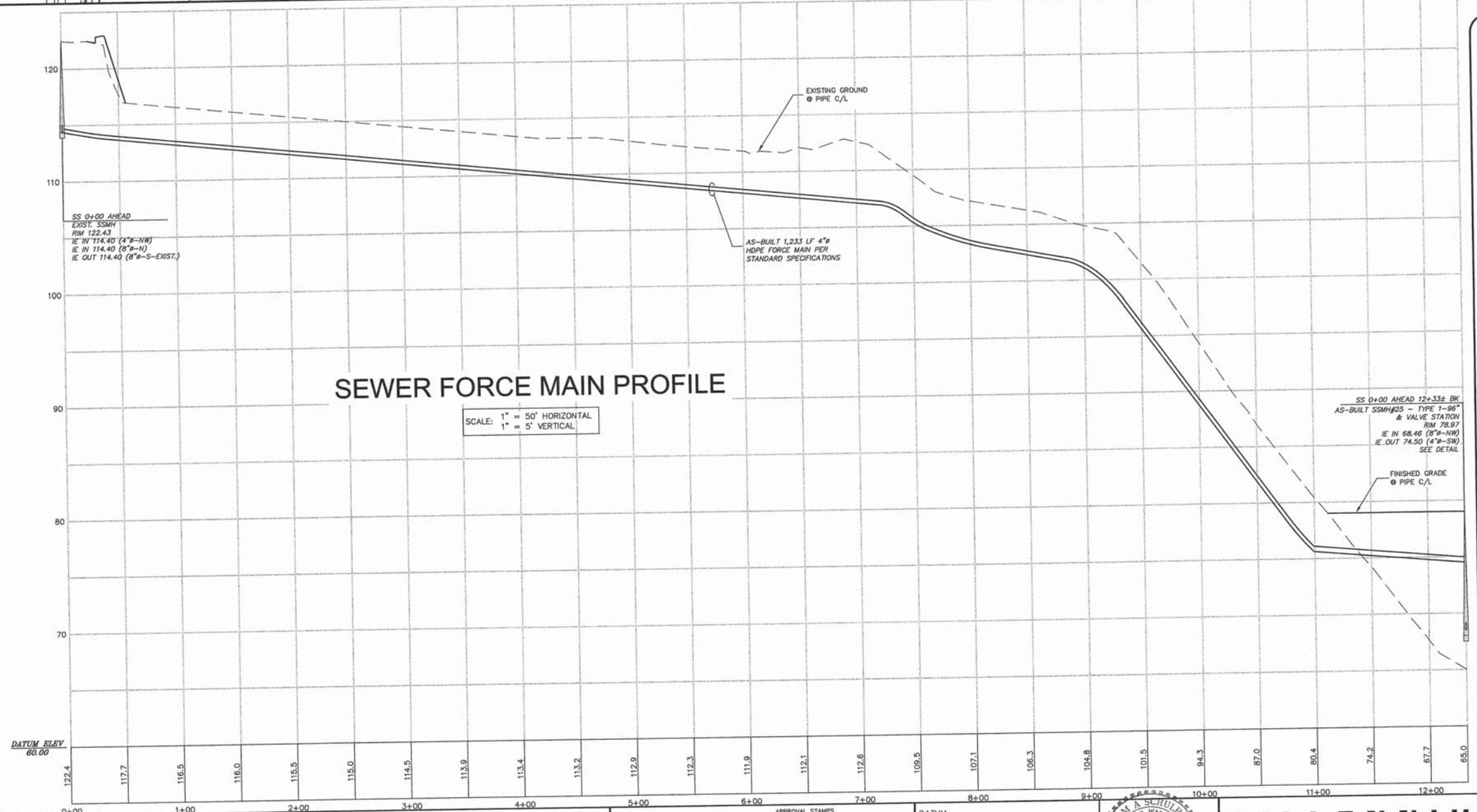

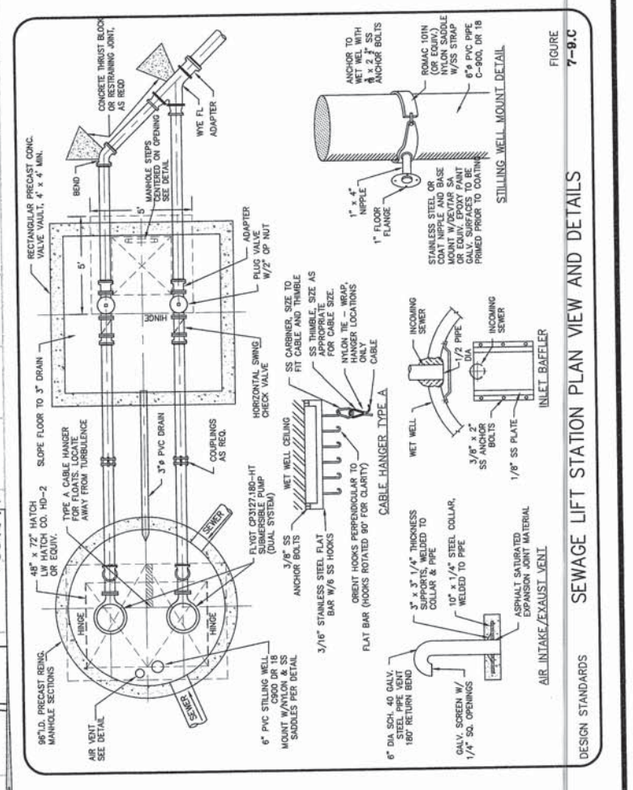

APPROVED
FEB 11 2009
BY
CITY OF FERNDALE

CALL BEFORE YOU DIG
1-800-424-5555

NOTES

1. EXISTING FIELD DATA PER LARRY STEELE & ASSOCIATES.
2. ALL CONSTRUCTION SHALL BE IN ACCORDANCE WITH CITY OF FERNDALE STANDARDS AND CURRENT WSDOT/APWA STANDARD SPECIFICATIONS FOR ROAD, BRIDGE, AND MUNICIPAL CONSTRUCTION.

APPROVAL STAMPS

DATUM
VERTICAL
NGVD 29 USING CITY OF FERNDALE MON. STATION #351
HORIZONTAL
CITY OF FERNDALE MONUMENT NETWORK

BASIS OF BEARINGS
WASHINGTON STATE NORTH ZONE NAD 83/91 COORDINATES USING CITY OF FERNDALE MONUMENTS STATIONS #343 AND #351

CHAD M A SCHULHAUSER
STATE OF WASHINGTON
34846
REGISTERED PROFESSIONAL ENGINEER
EXPIRES 11/17/08

MILLENNIUM Engineering Group, Inc.
109-6th ST., PO BOX 137, LYNDEN, WA 98264
PH: (360) 354-8141 FAX: (360) 354-3744
mail@2001egi.com www.2001egi.com

MALLOY VILLAGE PUD
AS-BUILT SANITARY SEWER LIFT STATION
FOR
MALLOY VILLAGE LLC
PTN. SW1/4, SEC.17, T39N, R2E, W.M.
CITY OF FERNDALE, WHATCOM COUNTY, WASHINGTON

SCALE:	1" = 50'
DATE:	03/31/05
DRAWN BY:	CMAS
REVISED:	04/19/07
SHEET:	36 OF 42
JOB NUMBER:	03062

00531.018 12/19/12 SH

M:\Projects\2003\03062\drawings\AS-BUILTS\2006-09-AS-BUILT-PG-2-3-REV1\AB-36-SEWERLIFT.dwg, 4/19/2007 11:50:18 AM, TIM

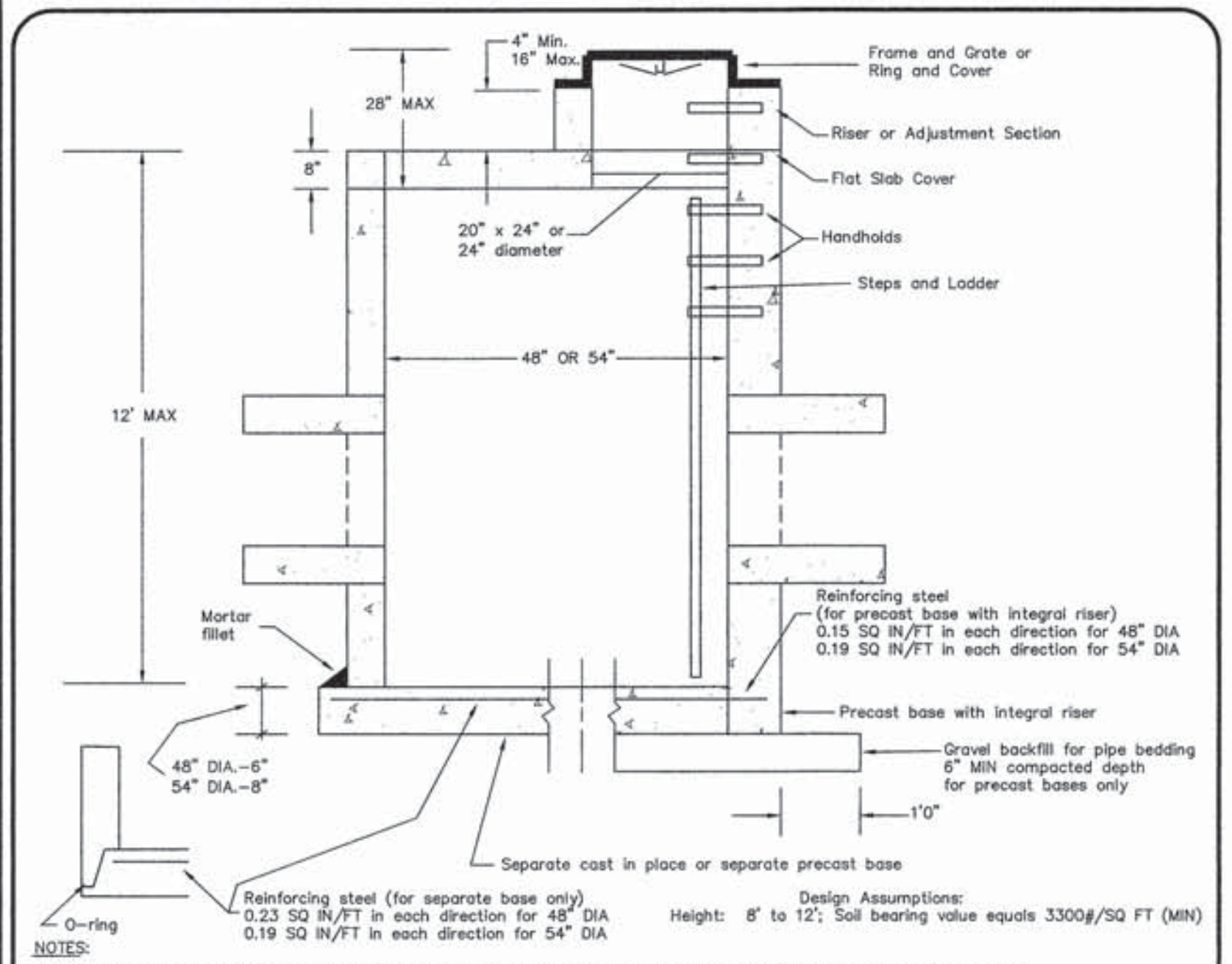

NOTES:

CATCH BASINS TO BE CONSTRUCTED IN ACCORDANCE WITH ASTM C478 (AASHTO M199) UNLESS OTHERWISE SHOWN ON PLANS OR NOTED IN THE STANDARD SPECIFICATIONS.

HANDHOLDS IN RISER OR ADJUSTMENT SECTION SHALL HAVE 3" MINIMUM CLEARANCE. STEPS IN CATCH BASIN SHALL HAVE 6" MINIMUM CLEARANCE. NO STEPS ARE REQUIRED WHEN HEIGHT IS 4' OR LESS.

ALL REINFORCED CAST IN PLACE CONCRETE SHALL BE CLASS A. NON-REINFORCED CONCRETE IN CHANNEL AND SHELF SHALL BE CLASS C. ALL PRECAST CONCRETE SHALL OBTAIN 4000 PSI @ 28 DAYS.

PRECAST BASES SHALL BE FURNISHED WITH CUTOUT OR KNOCKOUTS. KNOCKOUTS SHALL HAVE A WALL THICKNESS OF 2" MINIMUM KNOCKOUT OR CUTOUT HOLE SIZE IS EQUAL TO PIPE OUTER DIAMETER PLUS CATCH BASIN WALL THICKNESS. MAXIMUM HOLE SIZE IS 36" FOR 48" CATCH BASIN; 42" FOR 54" CATCH BASIN. MINIMUM DISTANCE BETWEEN HOLES IS 8".

FRAME AND GRATE OR RING AND COVER SHALL BE IN ACCORDANCE WITH STANDARD SPECIFICATIONS AND MEET THE STRENGTH REQUIREMENTS OF FEDERAL SPECIFICATION RR-F-621D. MATING SURFACES SHALL BE FINISHED TO ASSURE A NON-ROCKING FIT.

ALL BASE REINFORCING STEEL SHALL HAVE A MINIMUM YIELD STRENGTH OF 60,000 PSI AND BE PLACED IN THE UPPER HALF OF THE BASE WITH 1" MINIMUM CLEARANCE.

THE BOTTOM OF THE PRECAST CATCH BASIN MAY BE ROUNDED.

FRAME AND GRATE MAY BE INSTALLED WITH FLANGE DOWN OR CAST INTO RISER.

NOT TO SCALE

TYPE 2 CATCH BASIN 48" & 54"

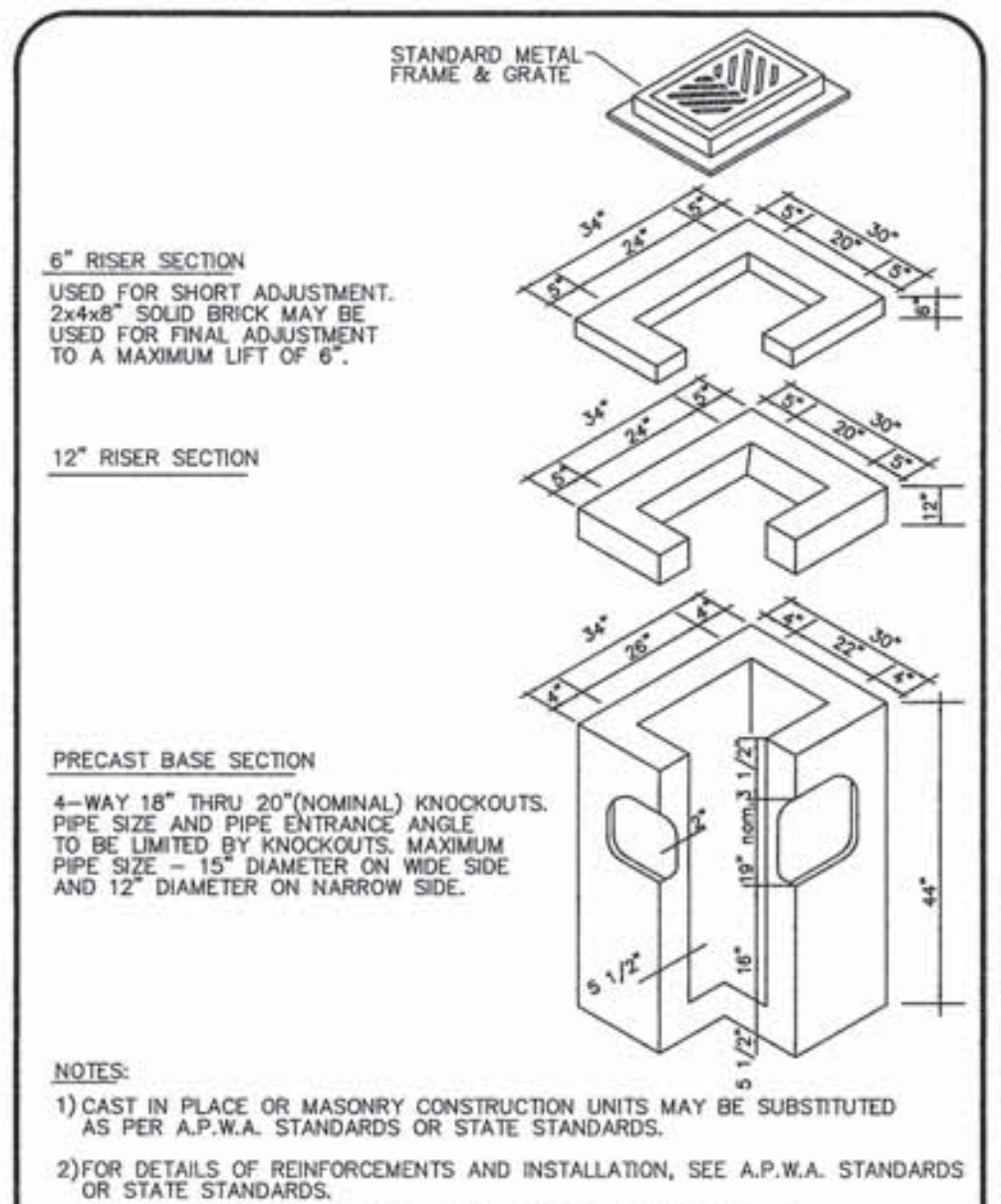

CATCH BASIN TYPE I

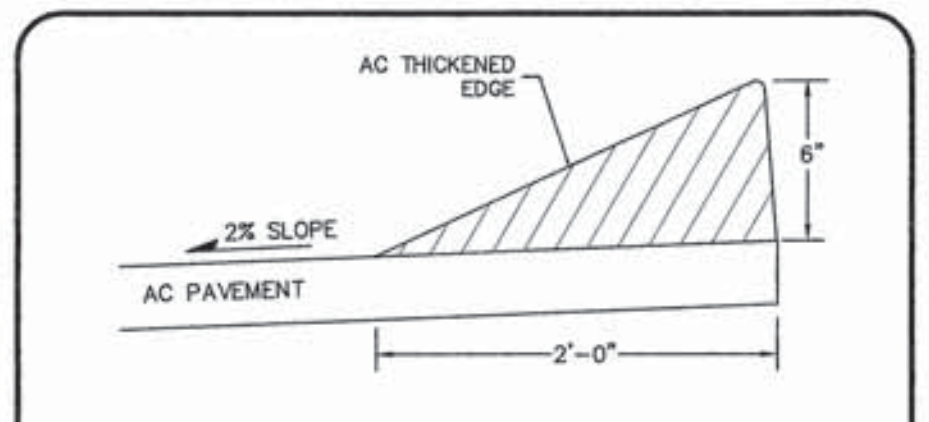

AC THICKENED EDGE
NOT TO SCALE

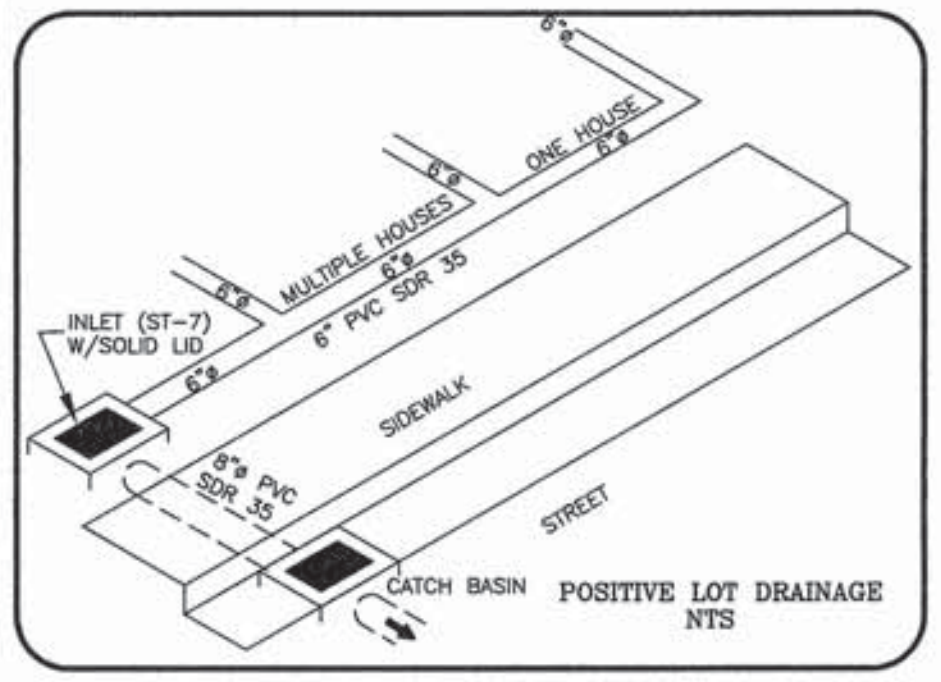

POSITIVE LOT DRAINAGE
NTS

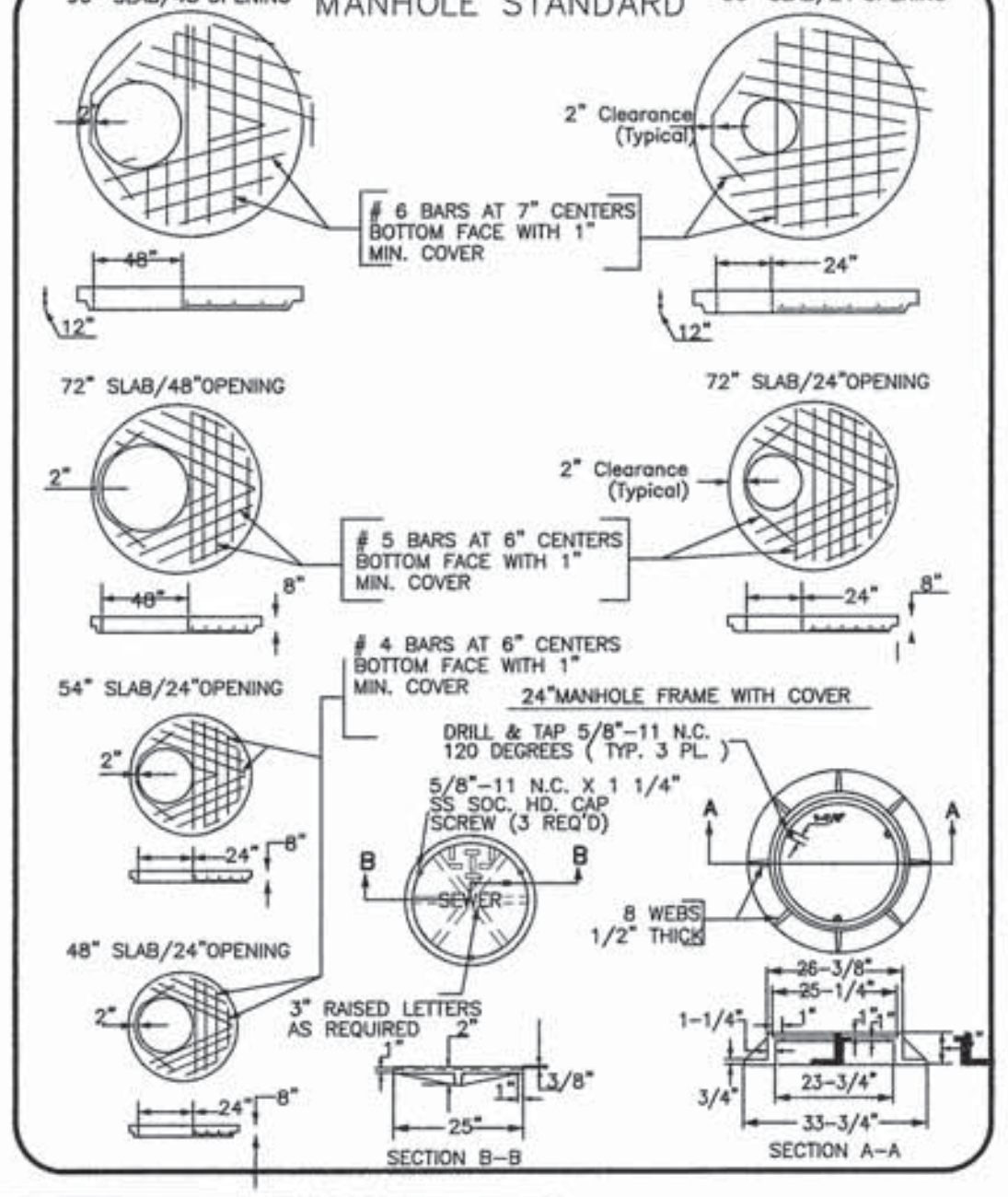

MANHOLE STANDARD

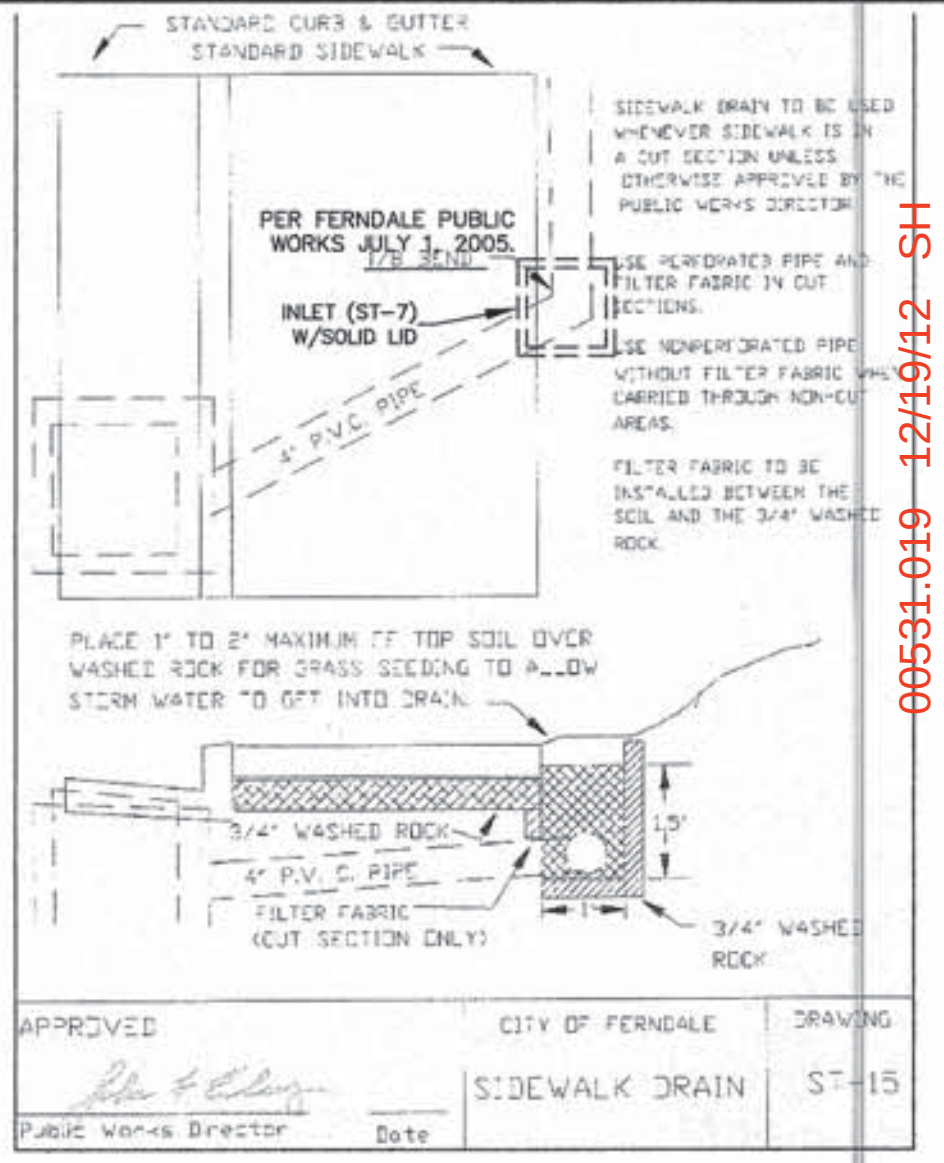

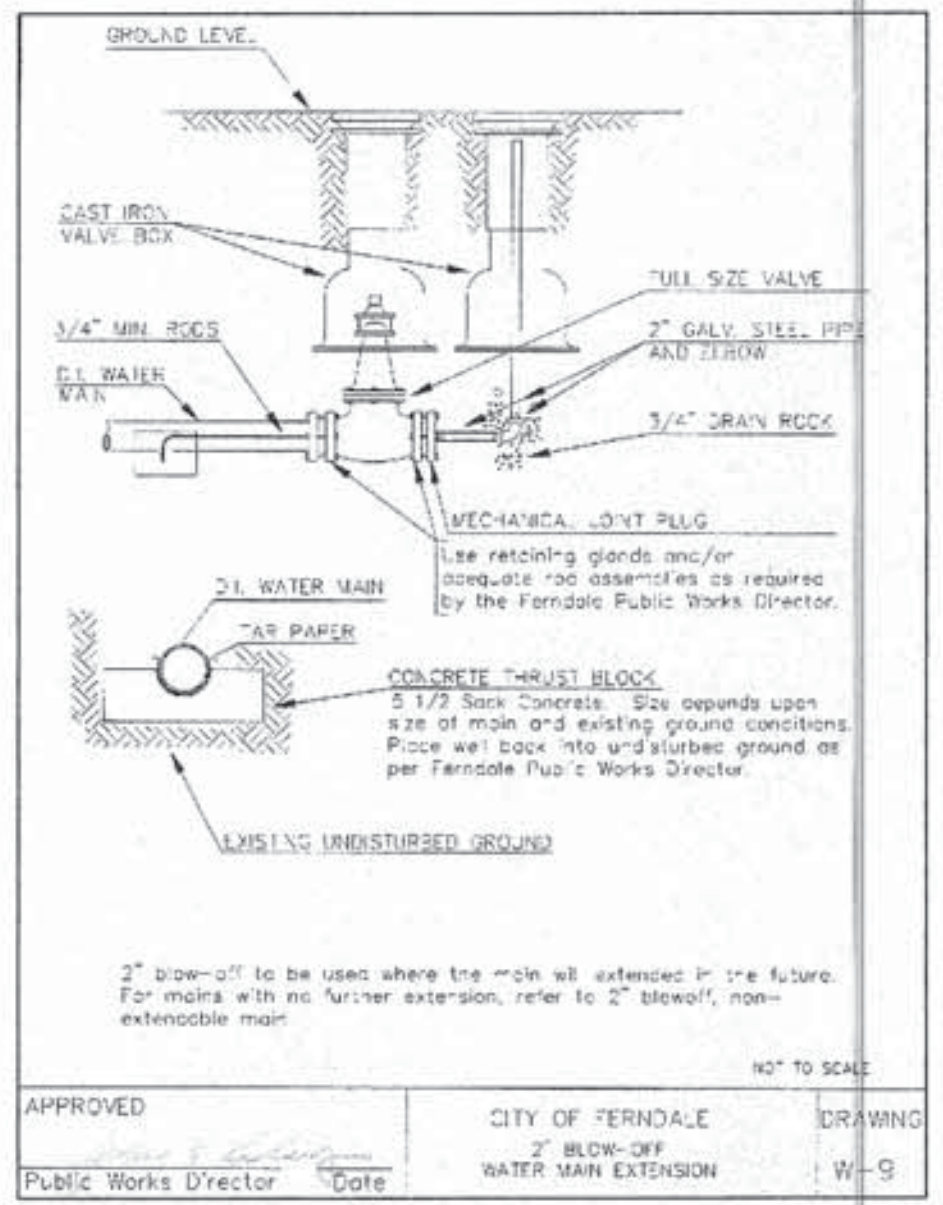

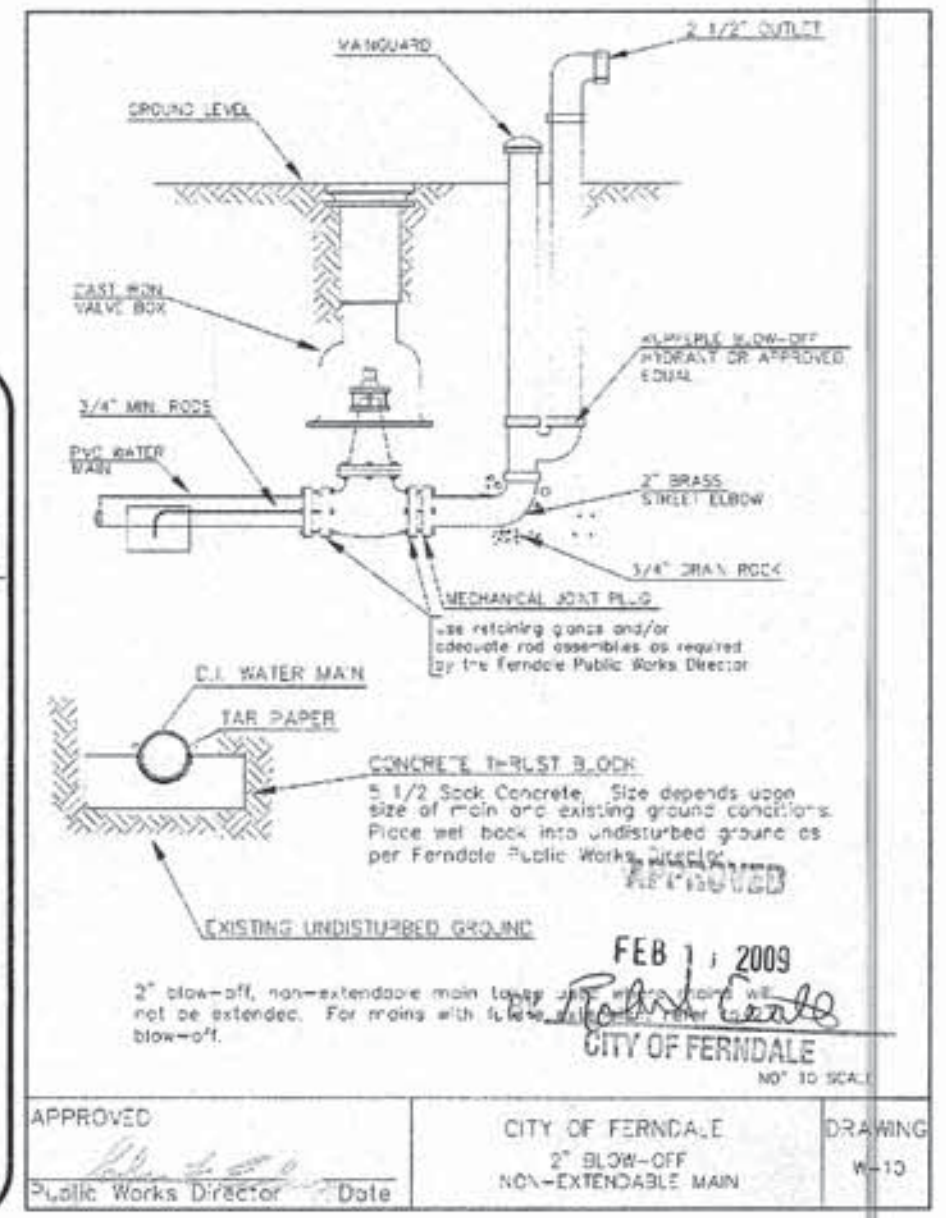

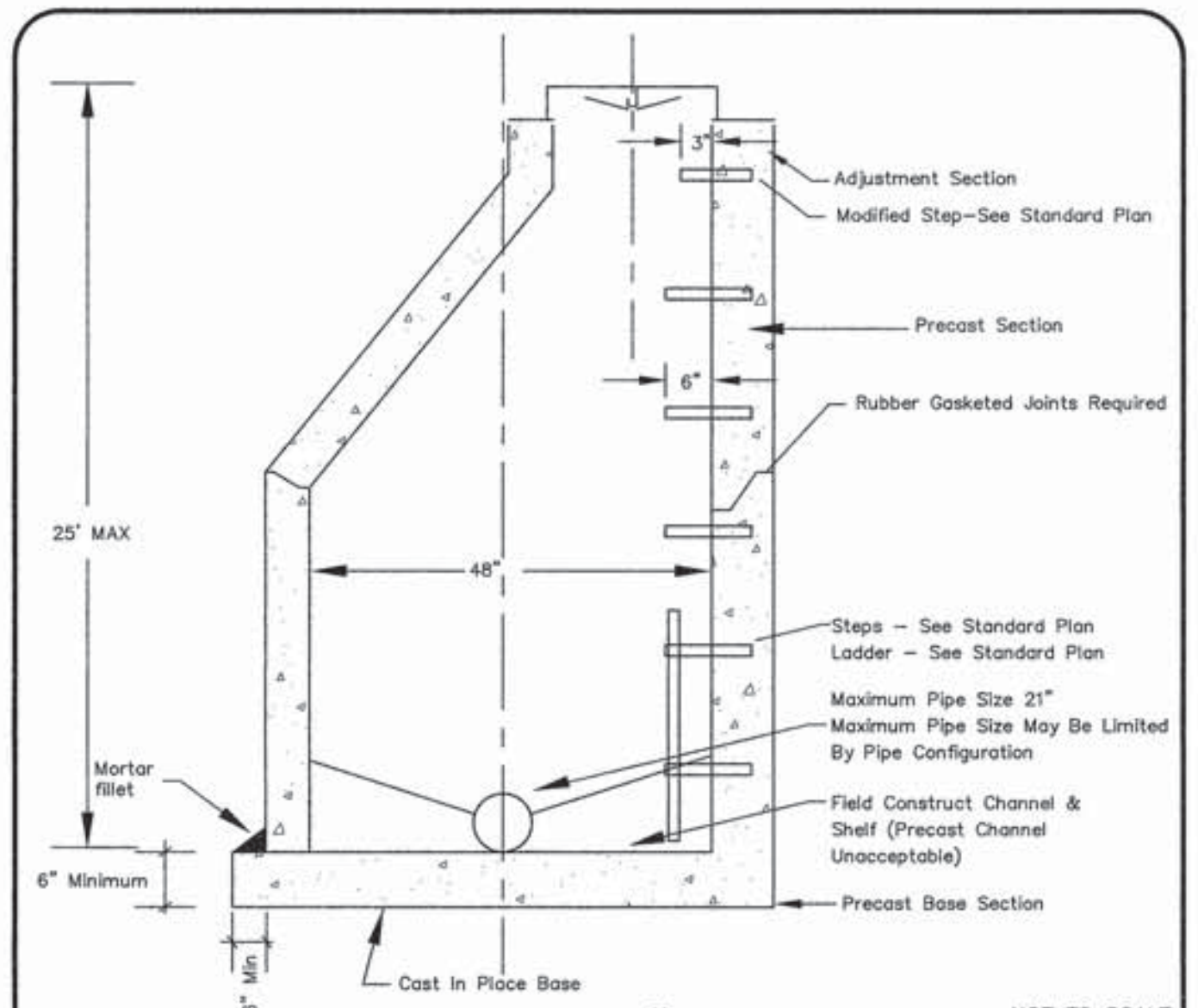

TYPE I - 48" MANHOLE
CITY OF FERNDALE

NOT TO SCALE
SS-2

2' SQUARE CONCRETE BLOCK TO ENCASE CLEAN-OUT. IF CLEAN-OUT IS IN ASPHALT, THE BLOCK IS TO BE LEFT APPROX. 1 1/2" LOW TO ALLOW FOR AN ASPHALT TOPPING OF LIKE MIXTURE AS THE SURROUNDING AREA. IN ALL CASES THE CONCRETE BLOCK WILL BE 1' THICK.

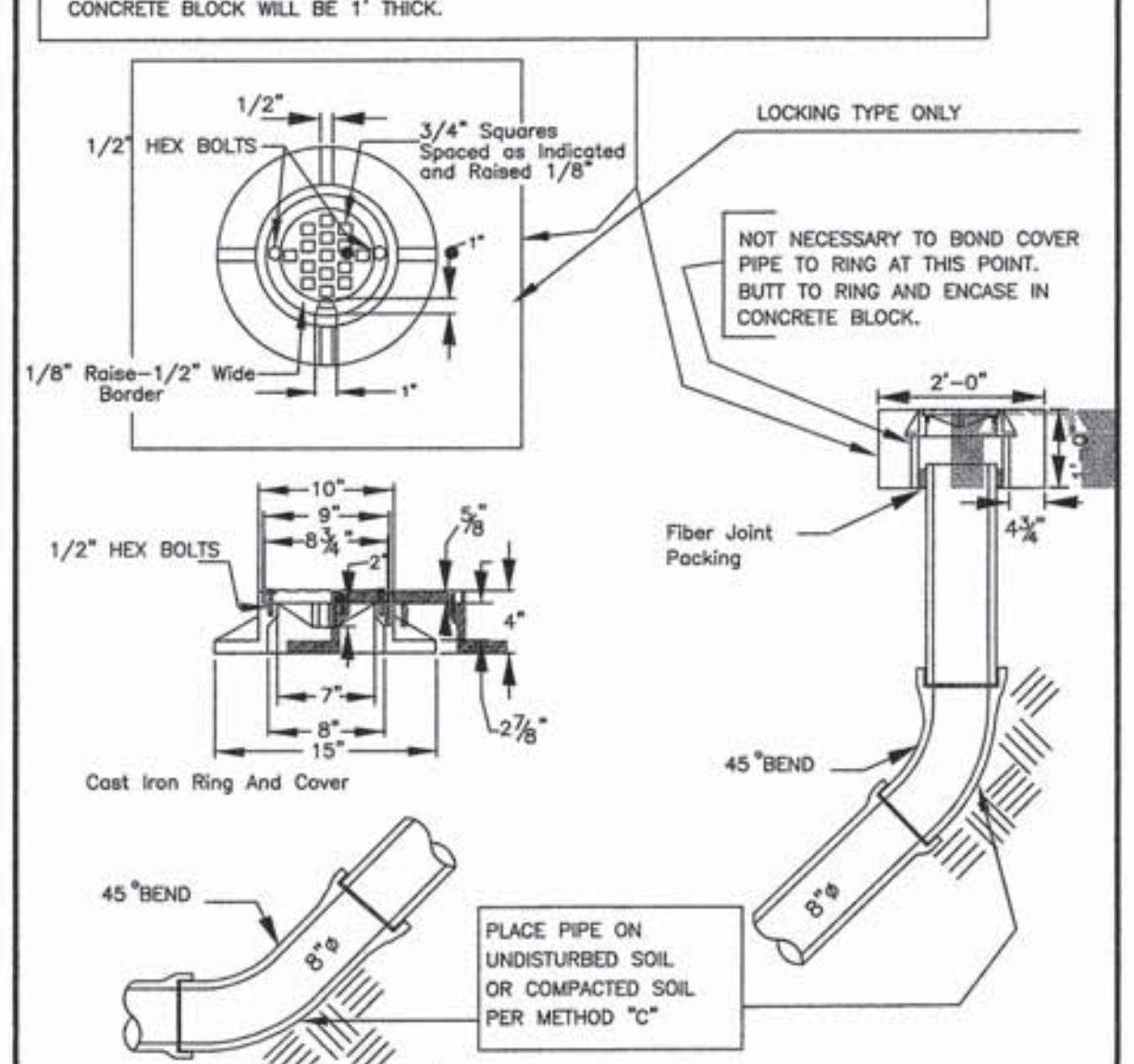

8" CLEAN OUT

NOT TO SCALE

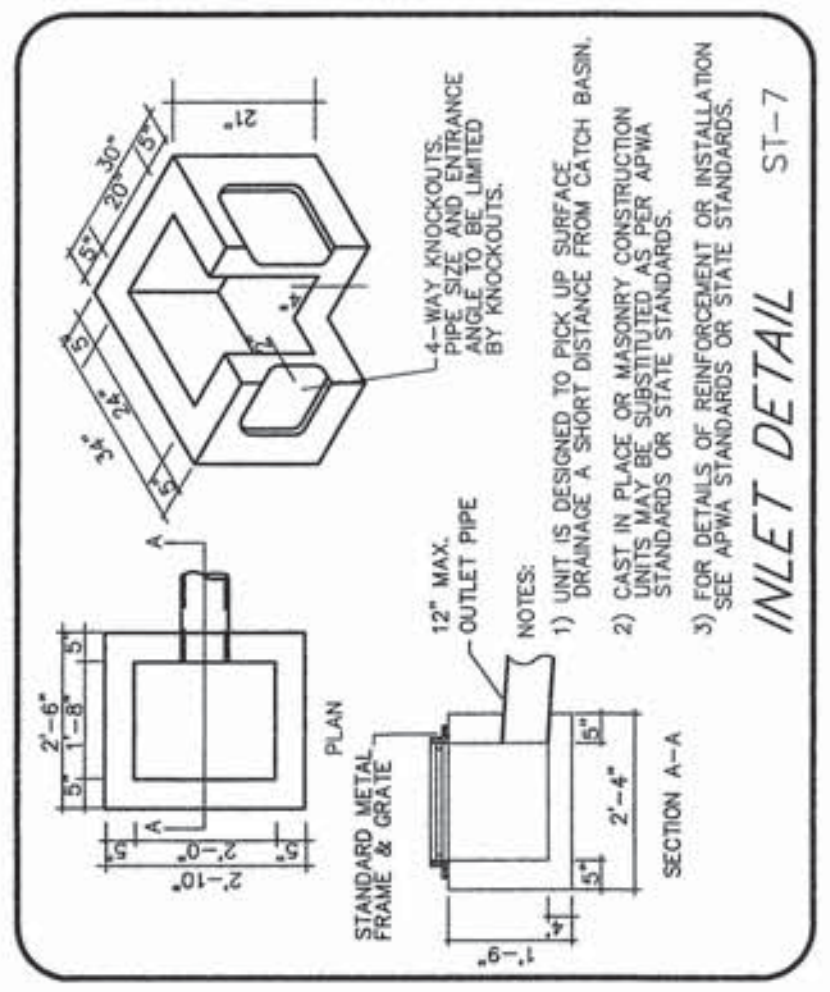

INLET DETAIL
ST-7

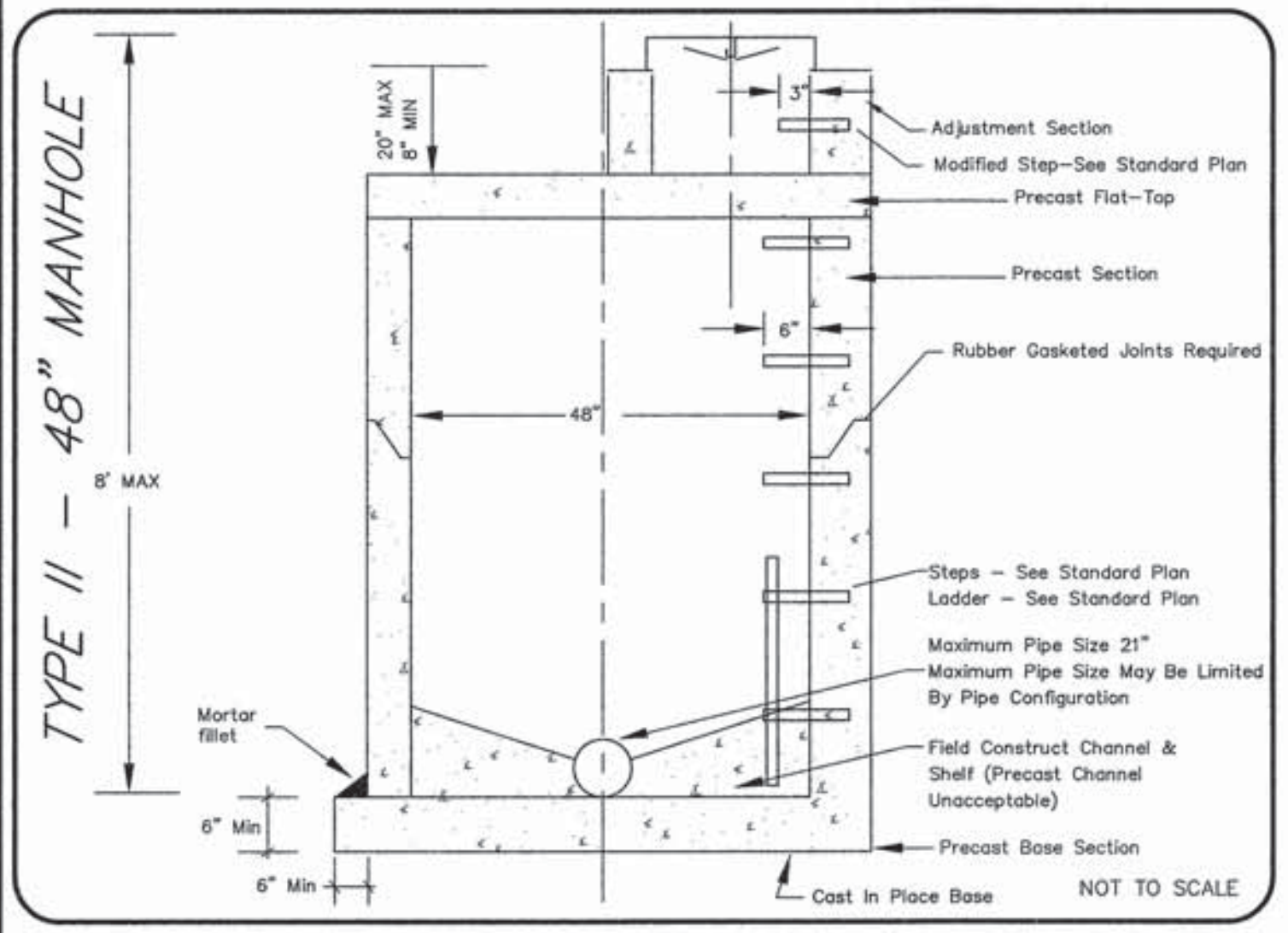

TYPE II - 48" MANHOLE

NOT TO SCALE

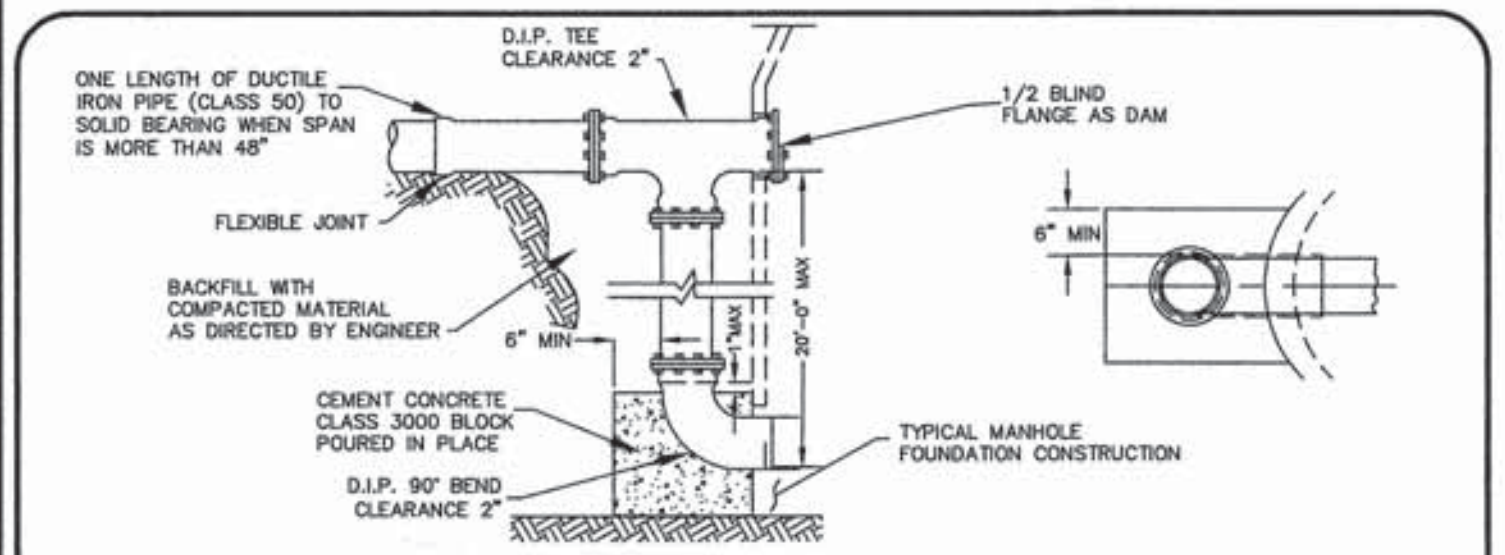

DROP CONNECTION FOR SANITARY SEWER

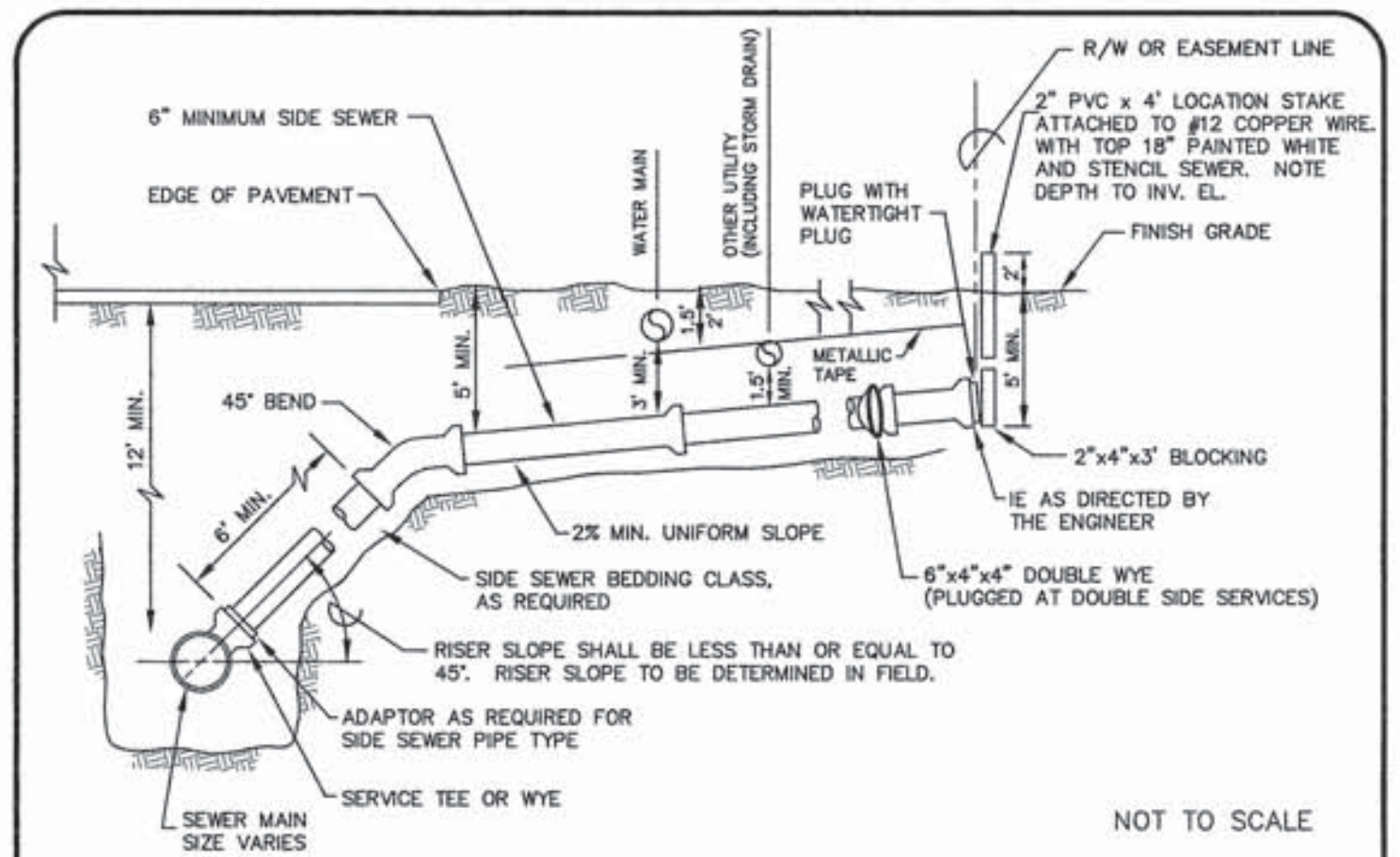

NOT TO SCALE

SANITARY SEWER SIDE SERVICE INSTALLATION - DEEP MAINS

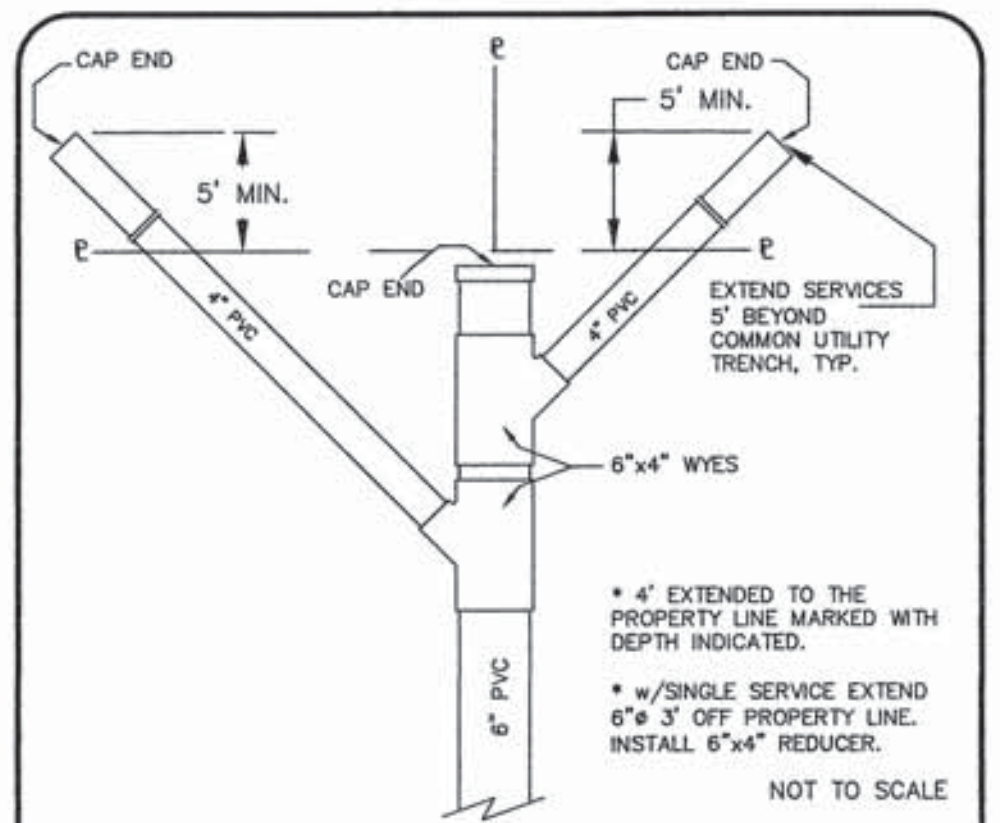

NOT TO SCALE

DOUBLE SANITARY SEWER SERVICE

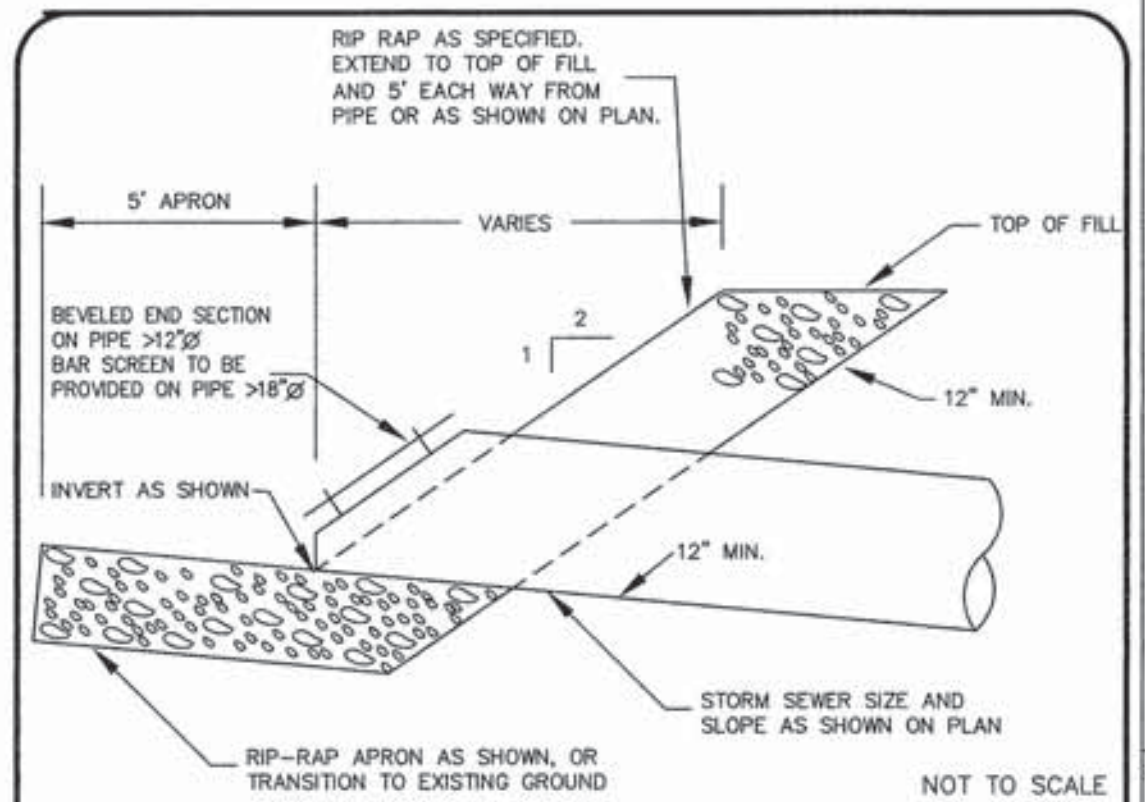

NOT TO SCALE

CULVERT INLET/OUTLET RIP-RAP DETAIL

CALL BEFORE YOU DIG
1-800-424-5555

NOTES

1. EXISTING FIELD DATA PER LARRY STEELE & ASSOCIATES.
2. ALL CONSTRUCTION SHALL BE IN ACCORDANCE WITH CITY OF FERNDALE STANDARDS AND CURRENT WSDOT/APWA STANDARD SPECIFICATIONS FOR ROAD, BRIDGE, AND MUNICIPAL CONSTRUCTION.

APPROVAL STAMPS

DATUM
VERTICAL
NGVD 29 USING CITY OF FERNDALE MON. STATION #351
HORIZONTAL
CITY OF FERNDALE MONUMENT NETWORK

BASIS OF BEARINGS
WASHINGTON STATE NORTH ZONE NAD 83/91 COORDINATES USING CITY OF FERNDALE MONUMENTS STATIONS #343 AND #351

CHAD M A SCHULHAUSER, STATE OF WASHINGTON, 34846, REGISTERED PROFESSIONAL ENGINEER
EXPIRES 11/17/08

MILLENNIUM Engineering Group, Inc.
109-6th ST., PO BOX 137, LYNDEN, WA 98264
PH: (360) 354-8141 FAX: (360) 354-3744
mail@2001egi.com www.2001egi.com

MALLOY VILLAGE PUD
AS-BUILT DETAILS

FOR
MALLOY VILLAGE LLC

PTN. SW1/4, SEC.17, T39N, R2E, W.M.
CITY OF FERNDALE, WHATCOM COUNTY, WASHINGTON

SCALE: N/A
DATE: 03/31/05
DRAWN BY: CMAS
REVISED: 04/19/07
SHEET: 40 OF 42
JOB NUMBER: 03062

00531.019 12/19/12 SH
M:\Proje...ts\2003\03062\drawings\AS-BUILTS\2006-09-AS-BUILT-PG-2-3-REV1\AB-40-42-DETAILS.dwg, 4/19/2007 11:57:04 AM, TIM

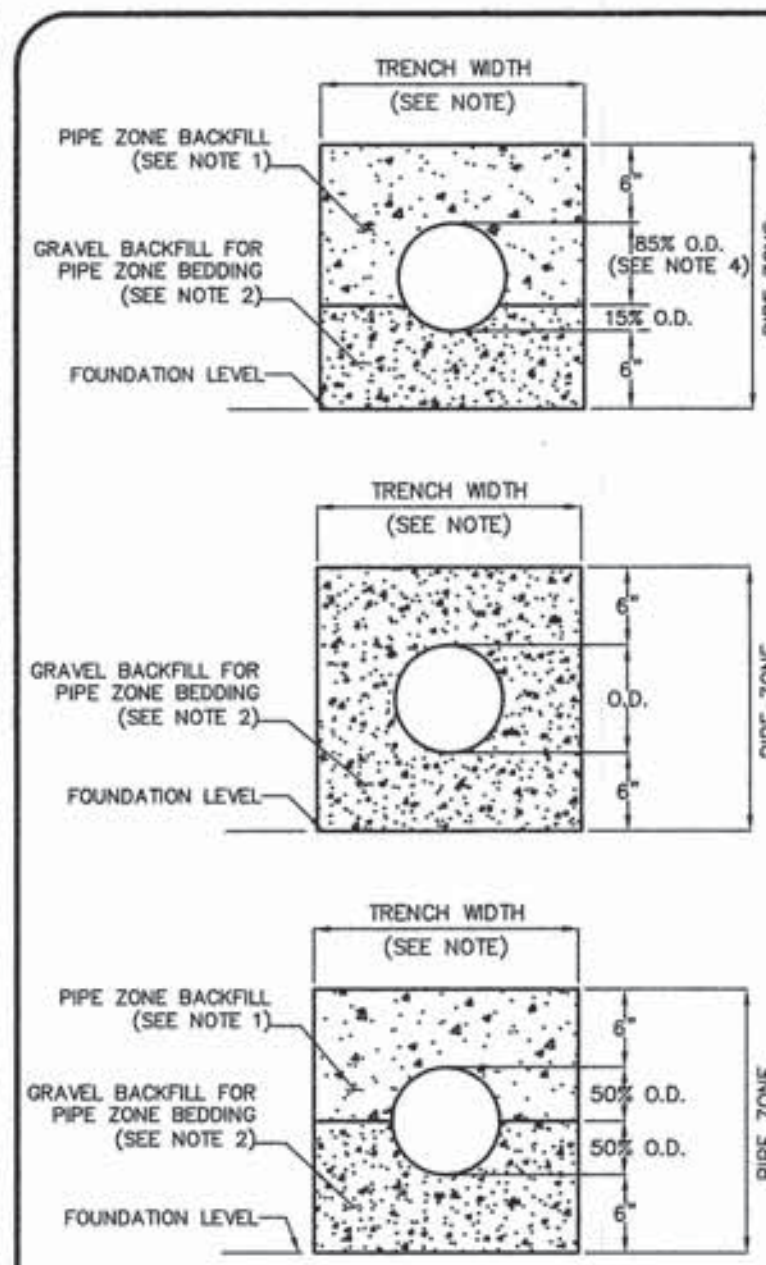

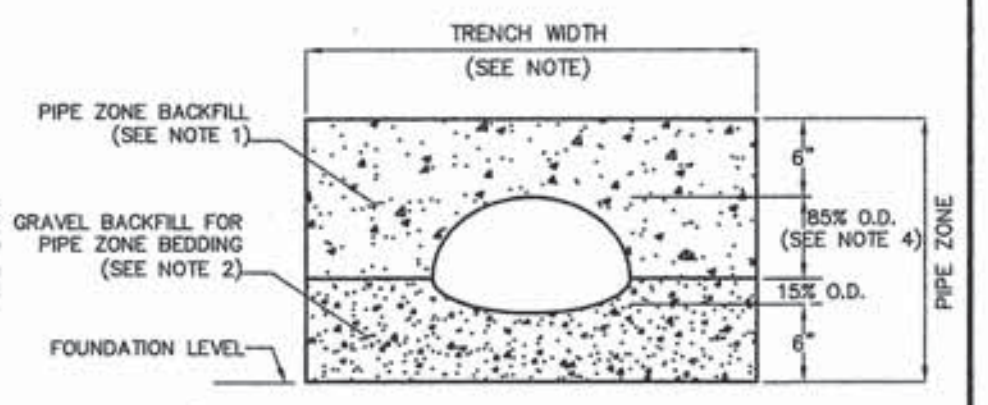

NOTES:

1. See Standard Specifications Section 7-08.3(3) for Pipe Zone Backfill.
2. See Standard Specifications Section 9-03.12(3) for Gravel Backfill for Pipe Zone Bedding.
3. See Standard Specifications Section 2-09.4 for Measurement of Trench Width.
4. For sanitary sewer installation, pipe shall be bedded to spring line.

CLEARANCE BETWEEN PIPES FOR MULTIPLE INSTALLATION		
PIPE	SIZE	MINIMUM DISTANCE BETWEEN BARRELS
CIRCULAR PIPE (DIAMETER)	12" TO 24" 30" TO 96" 102" TO 180"	12" DIAM. /2 48"
PIPE ARCH METAL ONLY (SPAN)	18" TO 36" 43" TO 142" 148" TO 200"	12" SPAN /3 48"

PIPE ZONE BEDDING AND BACKFILL

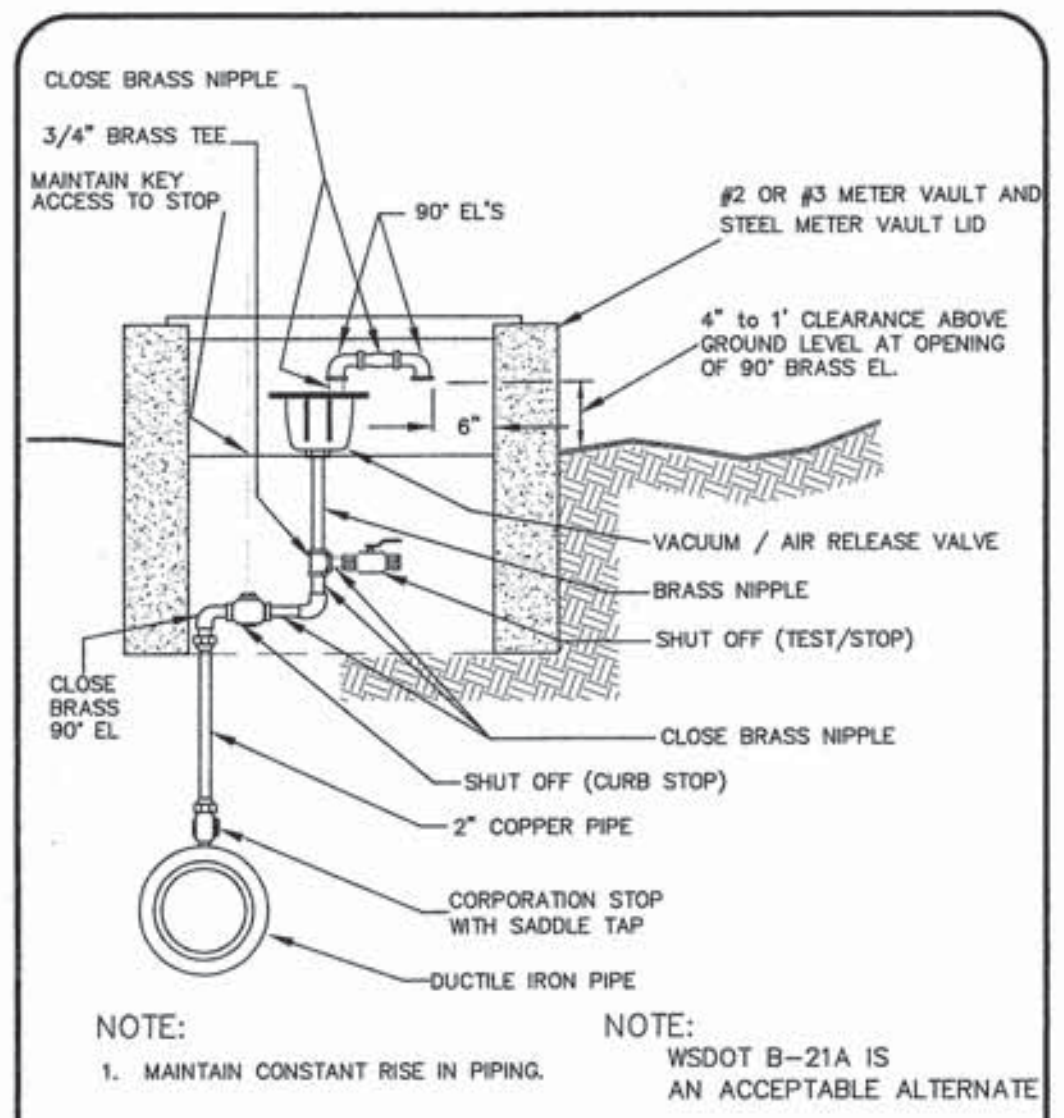

NOTE:
1. MAINTAIN CONSTANT RISE IN PIPING.

NOTE:
WSDOT B-21A IS AN ACCEPTABLE ALTERNATE

TYPICAL VACUUM/AIR RELEASE VALVE

CITY OF FERNDALE HYDRANT SPECIFICATIONS

1. Fire hydrants shall be for common Ferndale water works service and shall be in compliance with the latest edition of AWWA C502 "Standard for Dry-Barrel Fire Hydrants."
2. Each hydrant shall be 5-1/4" main valve opening with "O" ring seals and traffic-type break-away design.
3. Hydrant operating nut shall open counter-clockwise with the direction of open clearly marked at top of hydrant. Operating and cap nuts shall be pentagon in shape and the dimension shall be 1-1/4 inch point to flat (National Standard).
4. Hydrant shall be 6" inlet mechanical joint (with accessories) or as specified. Hydrant shall have two hose and one pumper nozzle. Hydrants to be acceptable for a 3-1/2 foot depth of bury. Hydrant to have rust-proof automatic drain.
5. Hydrant to be capable of rotating through 360 degrees.
6. Thread Specifications: Hose nozzles to be 2-1/2" inside diameter with National Standard threads. Pumper nozzle to be 5" Storz fitting with threads as follows: 60 degree-6 treads per inch, pitch diameter-4.708", outside diameter-4.817".
7. Hydrant to be painted white with blue top and red ports. Do not paint Stroz adaptor. Preservative Paint: White - 10-550, Blue - 43-113, Oriental Red - 10-14
8. In zones of the distribution system where the static pressure exceeds 150 psi, only hydrants of the "Corey Type" design will be accepted.

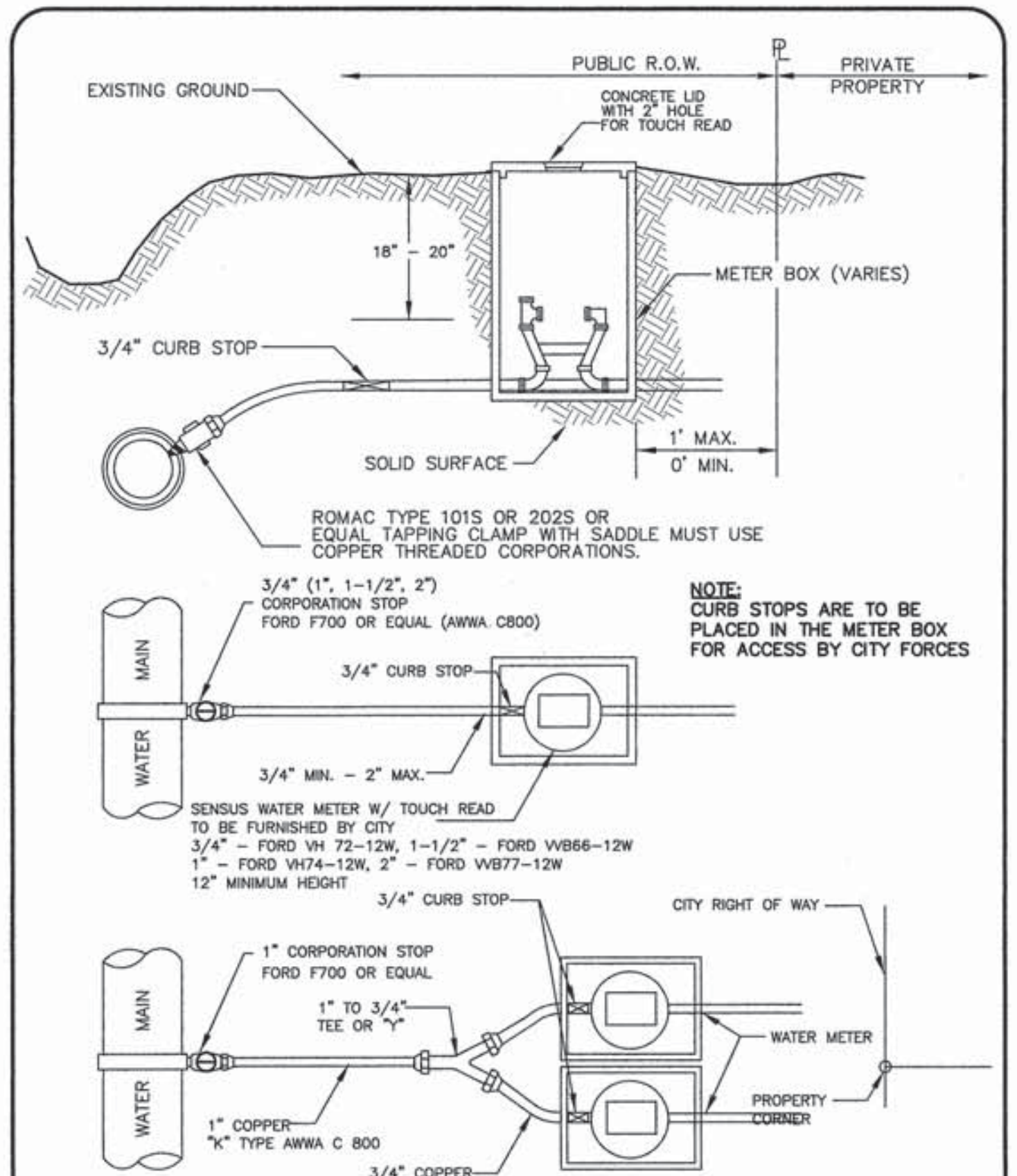

CITY OF FERNDALE
TYPICAL WATER SERVICE (3/4" TO 2")

NOT TO SCALE
DRAWING
W-5

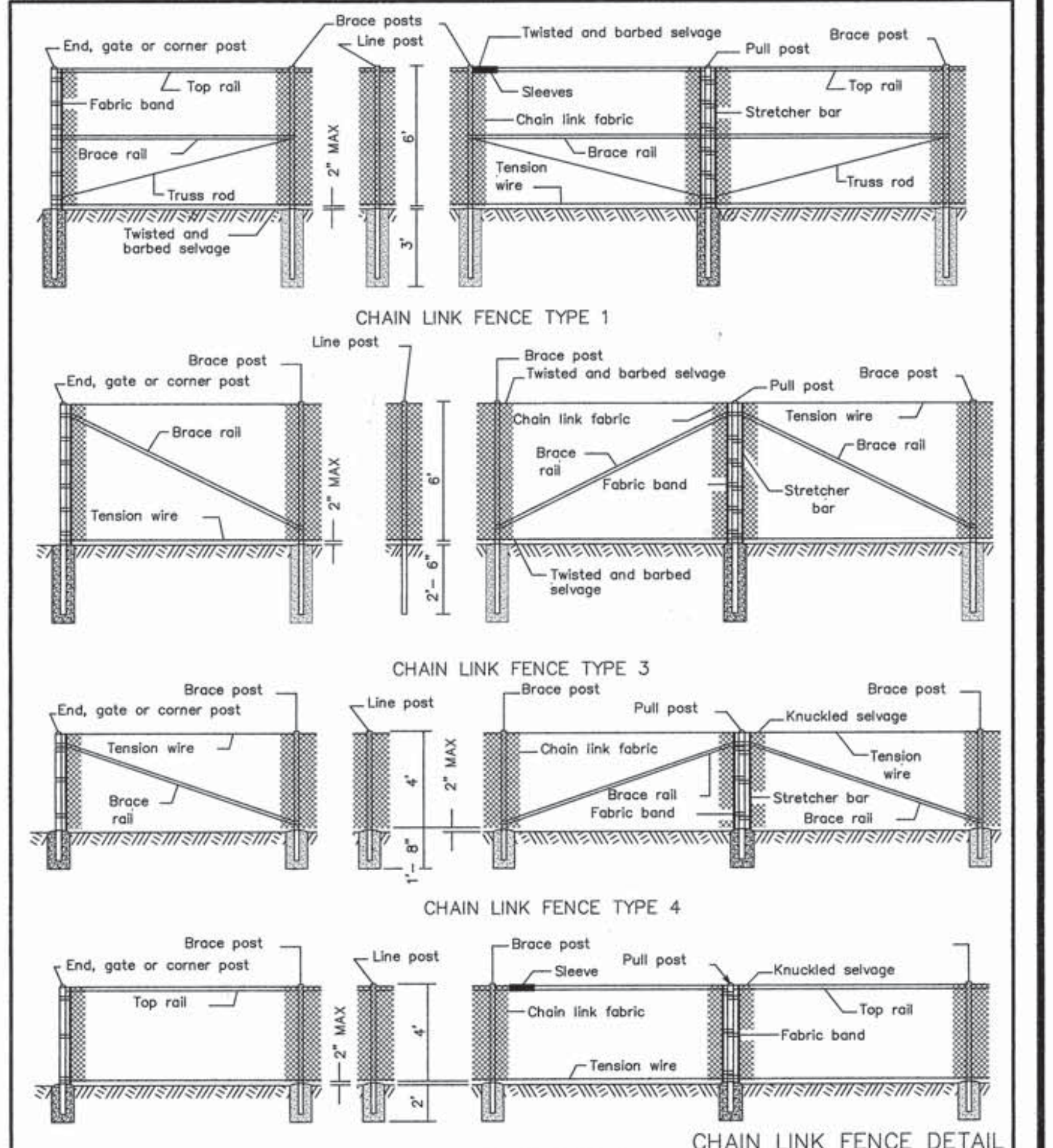

CHAIN LINK FENCE DETAIL
WSDOT L-2 NTS

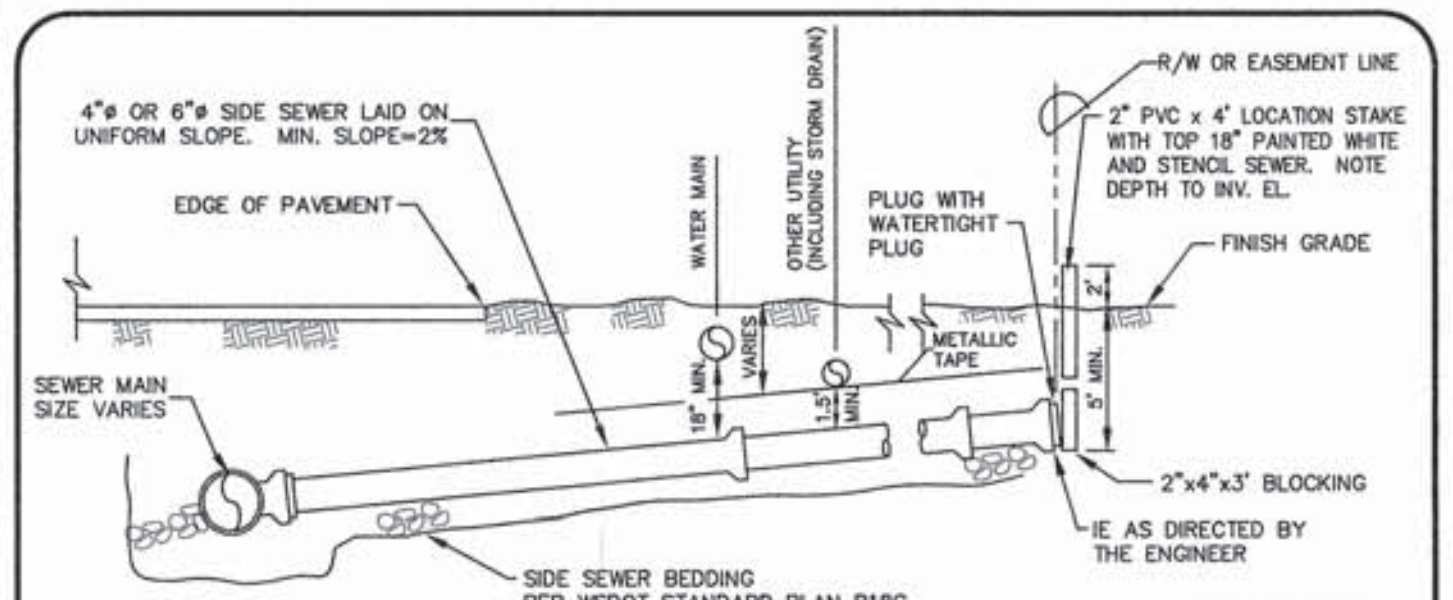

NORMAL INSTALLATION SIDE SEWER - 15" AND SMALLER

NOT TO SCALE
SS-6

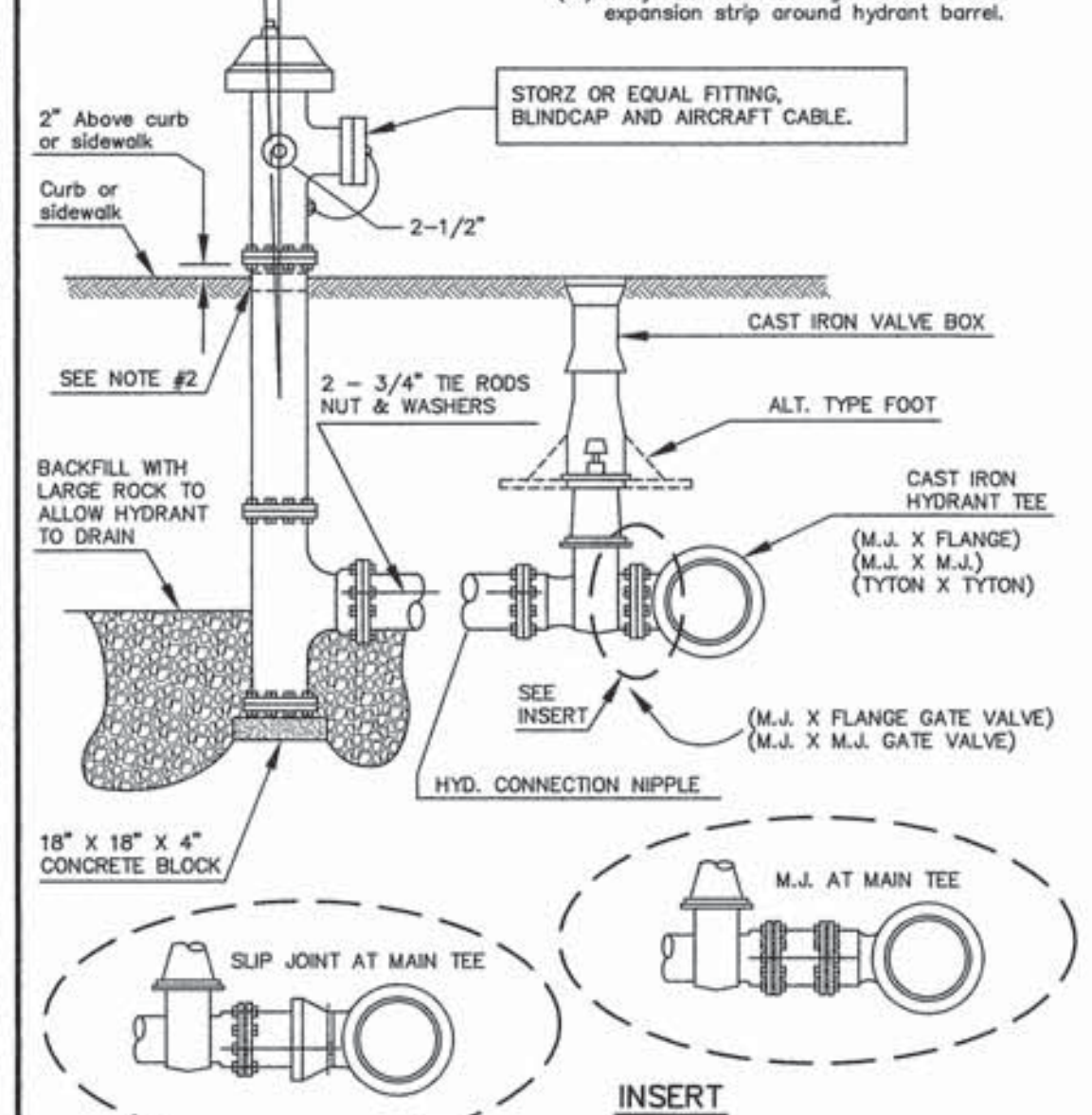

NOTES
(1.) For close coupled hydrants use all flange type connections.
(2.) If hydrant rises through concrete use expansion strip around hydrant barrel.

HYDRANT INSTALLATION

NOT TO SCALE
W-1

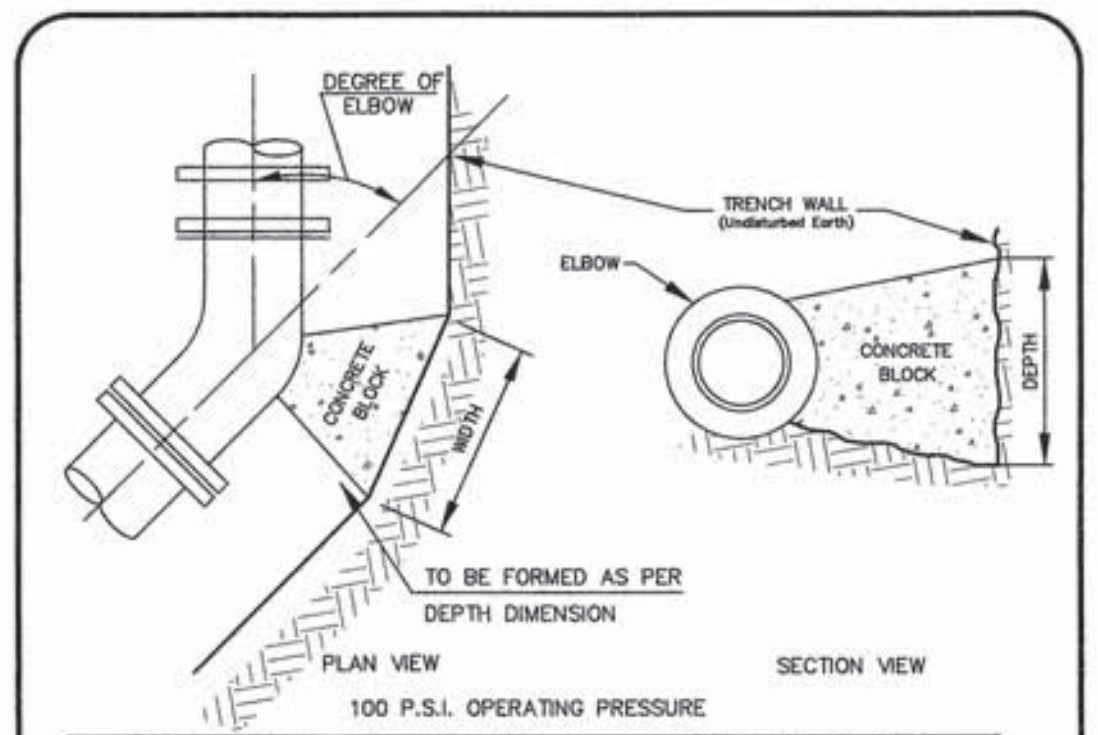

100 P.S.I. OPERATING PRESSURE

SIZE	11-1/4°		22-1/2°		45°		90°	
	W	D	W	D	W	D	W	D
6"	1'-0"	1'-0"	1'-0"	1'-0"	1'-6"	1'-6"	2'-3"	1'-6"
8"	1'-3"	1'-3"	1'-3"	1'-3"	1'-9"	1'-9"	3'-0"	2'-0"
10"	1'-9"	1'-6"	1'-9"	1'-6"	2'-3"	2'-3"	3'-6"	2'-6"
12"	2'-0"	1'-9"	2'-0"	1'-9"	2'-9"	2'-6"	4'-0"	3'-0"
16"	2'-9"	2'-3"	2'-9"	2'-3"	4'-0"	3'-0"	6'-3"	3'-6"
20"	3'-6"	2'-9"	3'-6"	2'-9"	4'-6"	4'-0"	8'-6"	4'-0"
24"	4'-6"	3'-0"	4'-6"	3'-0"	5'-6"	5'-0"	9'-9"	5'-0"

NOTE: All Above Dimensions Apply To Stable Trench Walls. Under Variable Conditions Size Of Thrust Block Shall Be Determined By The PROJECT ENGINEER

NOT TO SCALE

THRUST BLOCKING ELBOWS

W-2

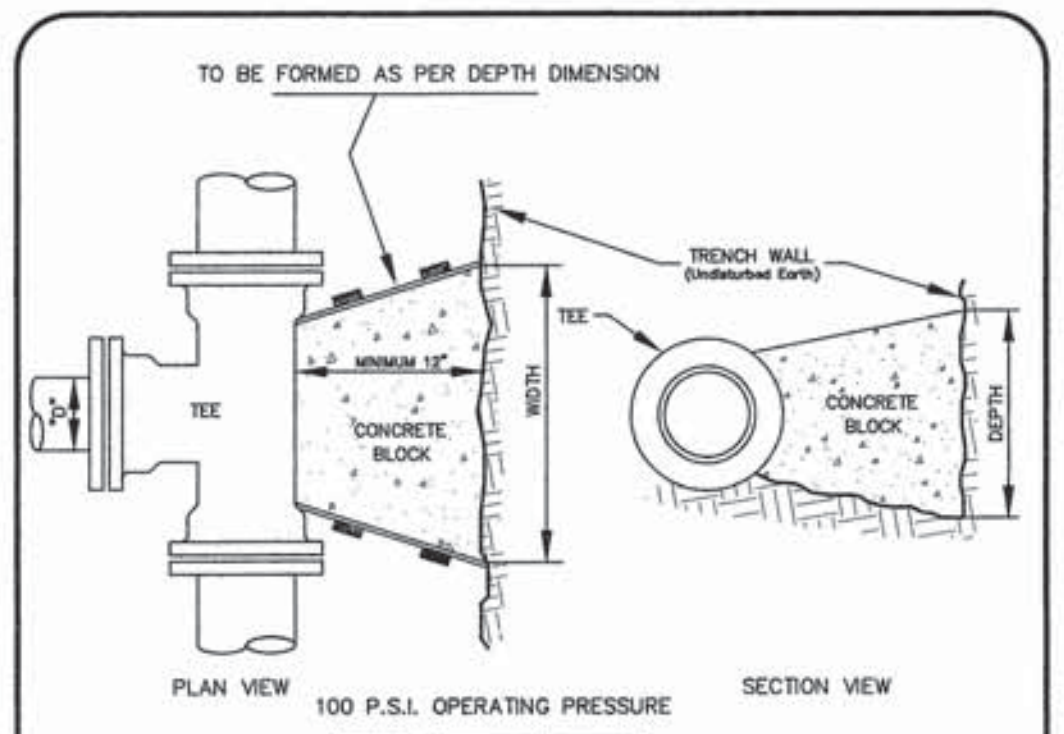

100 P.S.I. OPERATING PRESSURE

"D"	WIDTH	DEPTH
6"	1'-6"	1'-6"
8"	2'-0"	2'-0"
10"	2'-6"	2'-6"
12"	3'-0"	3'-0"
16"	4'-6"	3'-6"
20"	6'-0"	4'-0"
24"	7'-0"	5'-0"

NOTE: All Above Dimensions Apply To Stable Trench Walls. Under Variable Conditions Size Of Thrust Block Shall Be Determined By The PROJECT ENGINEER

NOT TO SCALE

THRUST BLOCK

W-3

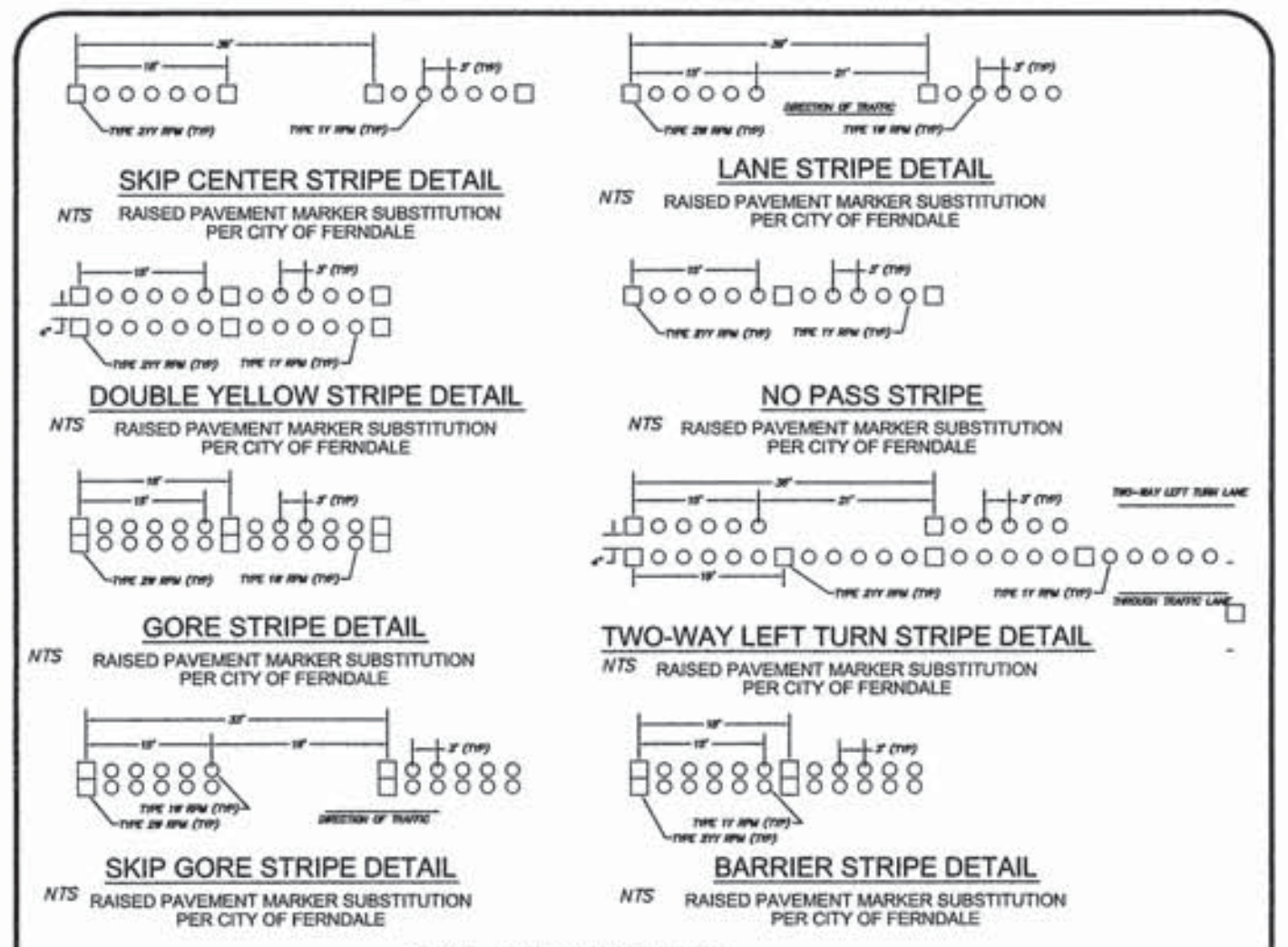

CITY OF FERNDALE
STRIPING DETAILS

NTS

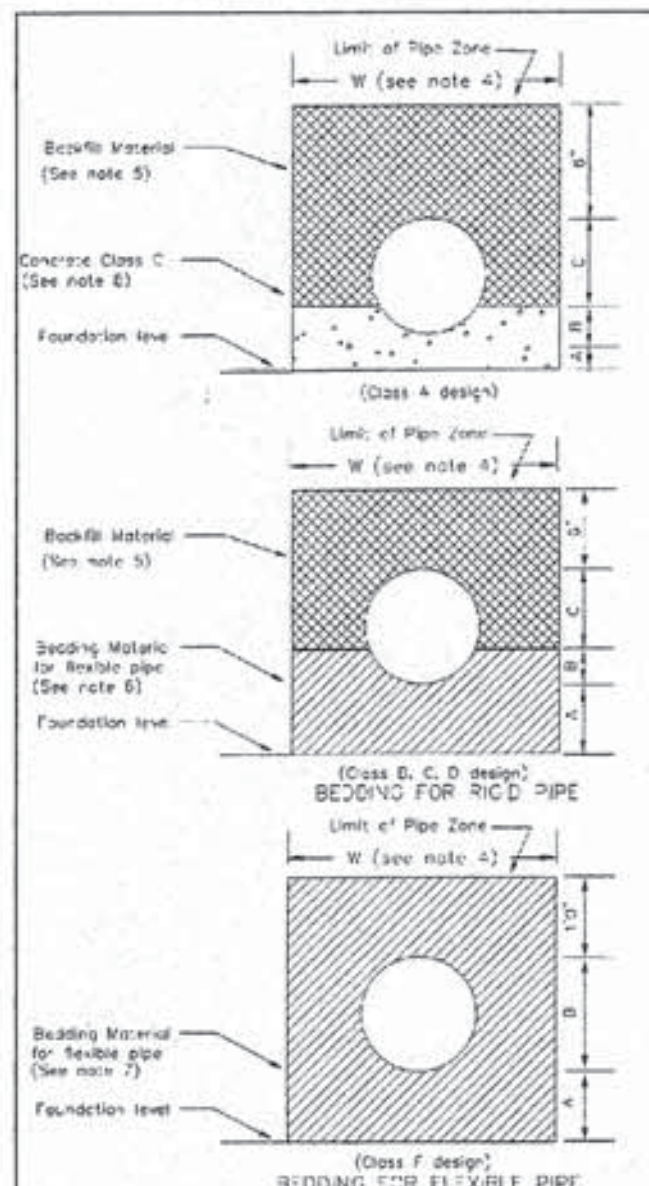

NOTES:

1. Provide uniform support under barrel.
2. Hand tamp under haunches.
3. Compact bedding material to 95% MAX density except directly over pipe, hand tamp only.
4. See "Excavation and Preparation of Trench" in the Sanitary Sewers section of the Standard Specifications for trench width "W" and trenching options. The pipe zone will be the actual trench width, except for Class A bedding. The minimum concrete width shall be 1 1/2" I.D. + 16".
5. Trench backfill shall conform to "Backfilling Sewer Trenches" in the Sanitary Sewers section of the Standard Specifications, except that rocks or lumps larger than 1" per foot of pipe diameter shall not be used in the backfill material.
7. See "Bedding Material for Flexible Pipe" in the Aggregates section of the Standard Specifications for the material specifications.
8. Pipe must be anchored in such a manner as to ensure flow line is maintained.

APPROVED
FEB 11 2009
BY [signature]
CITY OF FERNDALE

BEDDING CLASS DESIGN

DIMENSION	CLASS A	CLASS B	CLASS C	CLASS D	CLASS F
A	4" MIN 1/4 I.D. 12" MAX	*	*	*	*
B	1/4 O.D.	1/2 O.D.	1/8 O.D.	Zero	O.D.
C	3/4 O.D.	1/2 O.D.	7/8 O.D.	O.D.	-

*A = 4" MIN. 27" I.D. and under; 6" MIN. over 27" I.D.

NOT TO SCALE

APPROVED	CITY OF FERNDALE PIPE BEDDING FOR SANITARY SEWERS	DRAWING SS-1
[signature] Public Works Director Date		

CALL BEFORE YOU DIG
1-800-424-5555

NOTES

1. EXISTING FIELD DATA PER LARRY STEELE & ASSOCIATES.
2. ALL CONSTRUCTION SHALL BE IN ACCORDANCE WITH CITY OF FERNDALE STANDARDS AND CURRENT WSDOT/APWA STANDARD SPECIFICATIONS FOR ROAD, BRIDGE, AND MUNICIPAL CONSTRUCTION.

APPROVAL STAMPS

DATUM
VERTICAL
NGVD 29 USING CITY OF FERNDALE MON. STATION #351
HORIZONTAL
CITY OF FERNDALE MONUMENT NETWORK

BASIS OF BEARINGS
WASHINGTON STATE NORTH ZONE NAD 83/91 COORDINATES USING CITY OF FERNDALE MONUMENTS STATIONS #343 AND #351

CHAD M A SCHULHAUSER
STATE OF WASHINGTON
34846
REGISTERED PROFESSIONAL ENGINEER
EXPIRES 11/17/08

MILLENNIUM
Engineering Group, Inc.
109-6th ST., PO BOX 137, LYNDEN, WA 98264
PH: (360) 354-8141 FAX: (360) 354-3744
mail@2001egi.com www.2001egi.com

MALLOY VILLAGE PUD
AS-BUILT
DETAILS

FOR
MALLOY VILLAGE LLC

PTN. SW1/4, SEC.17, T39N, R2E, W.M.
CITY OF FERNDALE, WHATCOM COUNTY, WASHINGTON

SCALE: N/A
DATE: 03/31/05
DRAWN BY: CMAS
REVISED: 04/19/07
SHEET: 41 OF 42
JOB NUMBER: 03062

M:\Projects\2003\03062\drawings\AS-BUILTS\2006-09-AS-BUILT-PG-2-3-REV1\AB-40-42-DETAILS.dwg, 4/19/2007 11:59:20 AM, TJM

00531.020 12/19/12 SH

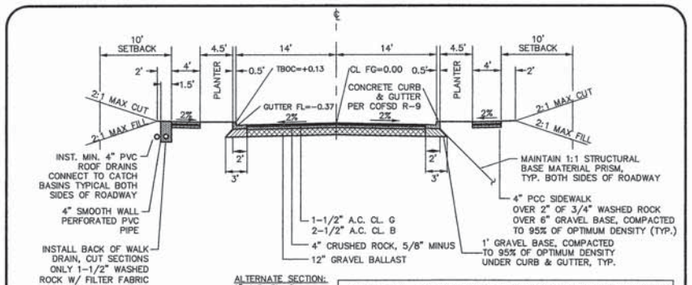

TYPICAL SECTION – ALL STREETS
NOT TO SCALE

STANDARD ASPHALT CONCRETE SECTION PRIVATE STREET

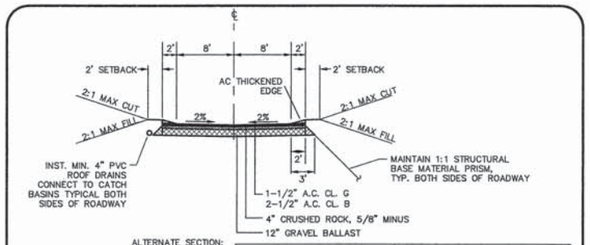

TYPICAL SECTION – ALL ALLEYS
NOT TO SCALE

STANDARD ASPHALT CONCRETE SECTION ALLEY

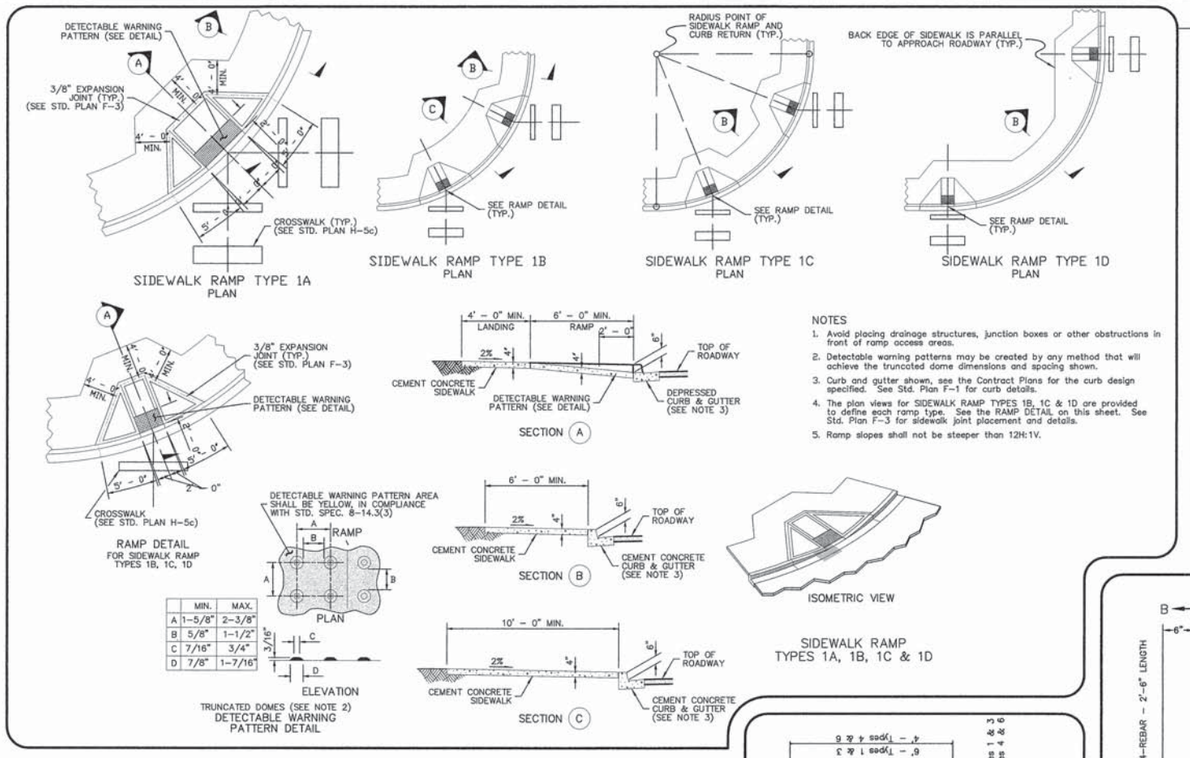

NOTES

1. Avoid placing drainage structures, junction boxes or other obstructions in front of ramp access areas.
2. Detectable warning patterns may be created by any method that will achieve the truncated dome dimensions and spacing shown.
3. Curb and gutter shown, see the Contract Plans for the curb design specified. See Std. Plan F-1 for curb details.
4. The plan views for SIDEWALK RAMP TYPES 1B, 1C & 1D are provided to define each ramp type. See the RAMP DETAIL on this sheet. See Std. Plan F-3 for sidewalk joint placement and details.
5. Ramp slopes shall not be steeper than 12H:1V.

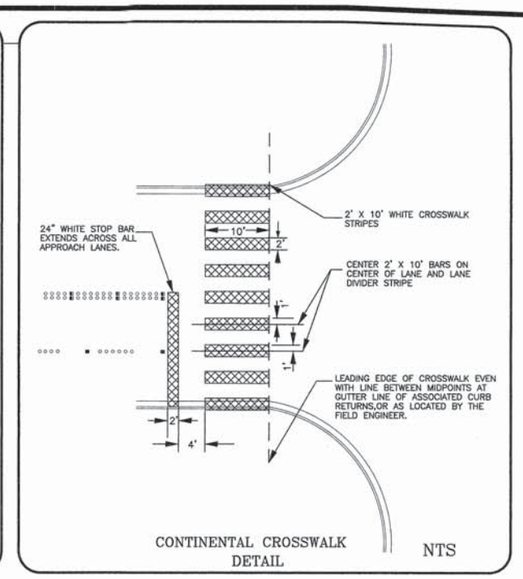

CONTINENTAL CROSSWALK DETAIL
NTS

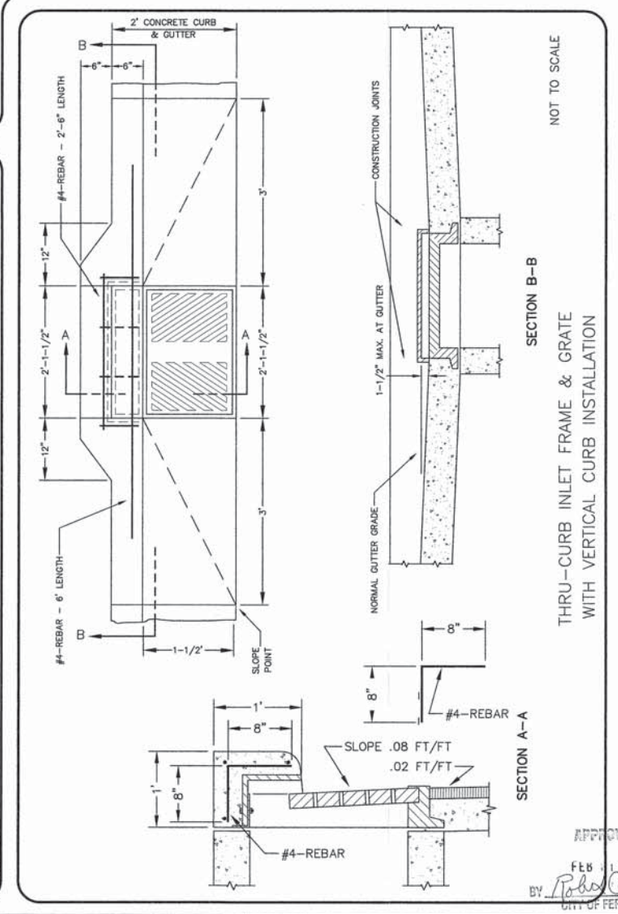

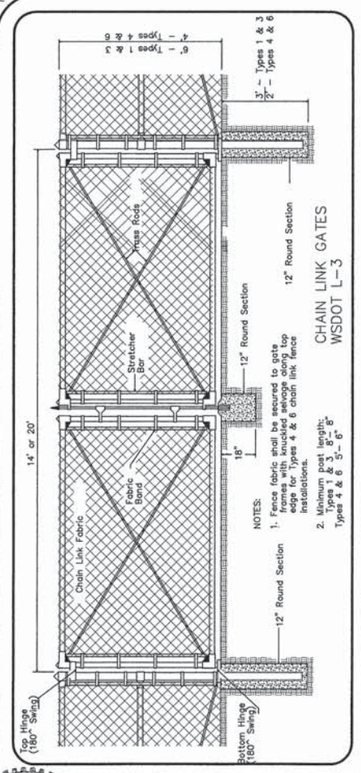

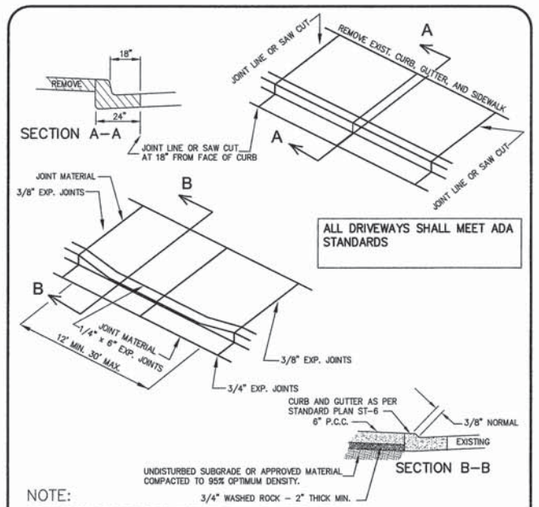

ALL DRIVEWAYS SHALL MEET ADA STANDARDS

NOTE:
FOR CURB CUTS THAT DO NOT HAVE AN ADJACENT SIDEWALK, THE DRIVEWAY ELEVATION 5 FEET BEHIND THE CURB SHALL BE 0.5 FEET ABOVE THE CORRESPONDING LIP OF GUTTER. THE DRIVEWAY SHALL BE CONSTRUCTED IN SUCH A MANNER THAT THE FLOW CAPACITY OF THE GUTTER IS NOT COMPROMISED.

DRIVEWAY SECTION
CURB CUT
NOT TO SCALE

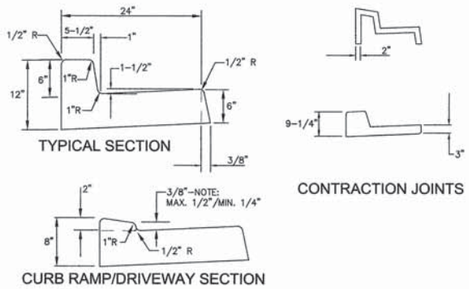

GENERAL NOTES:

CONTRACTION JOINTS OF ONE OF THE TYPES SHOWN ABOVE TO BE PLACED 10'C/C. JOINTS MUST COMPLETELY SEVER THE STRUCTURE TO THE POINTS SHOWN. JOINTS MAY BE MADE BY INSERTING MIN. 3/16" BITUMINOUS FILLER DUMMY JOINTS. JOINTS SHALL BE CLEANED AND EDGED.

ALL RADII LESS THAN 100' SHALL USE FLEXIBLE WOOD OR METAL FORMS TO ELIMINATE ANGULAR POINTS AT 10' SECTION POINTS.

2" WEEP HOLES TO BE PLACED ON EACH SIDE OF DRIVEWAY SECTION & A MAX. 60' C/C IN CUT SECTIONS WHERE SIDEWALK DRAIN NOT REQUIRED BY CITY ENGINEER.

3/4" EXPANSION JOINTS TO BE PLACED AT DRIVEWAY SECTIONS, CURB RETURNS, CURB RAMPS, & COLD JOINTS OR A MAX. OF 80' C/C. EXPANSION JOINTS SHALL PROTRUDE 1" BELOW THE BOTTOM OF GUTTER.

CONCRETE SHALL BE CEMENT CONCRETE "CLASS C". (3000 PSI)

FINISHED WORK SHALL NOT VARY MORE THAN 1/8" IN GRADE AND 1/4" IN ALIGNMENT WHEN CHECKED WITH A 10' STRAIGHT EDGE.

EXPOSED SURFACES SHALL BE BRUSHED WITH A FIBER HAIR BRUSH.

WHITE PIGMENTED OR TRANSPARENT CURING COMPOUND SHALL BE APPLIED AS OUTLINED IN THE STANDARD SPECIFICATIONS.

FURTHER REQUIREMENTS SHALL BE AS SPECIFIED IN THE STANDARD SPECIFICATIONS.

TYPE "A" MODIFIED CURB AND GUTTER

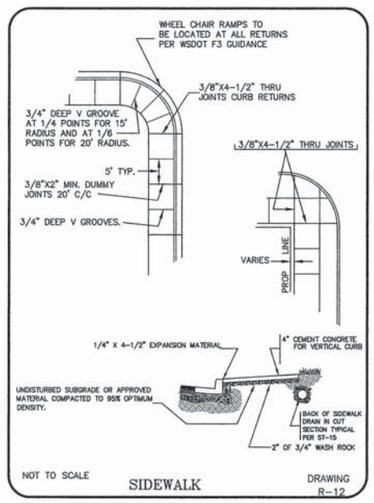

NOT TO SCALE
SIDEWALK
DRAWING R-12

CALL BEFORE YOU DIG
1-800-424-5555

NOTES

1. EXISTING FIELD DATA PER LARRY STEELE & ASSOCIATES.
2. ALL CONSTRUCTION SHALL BE IN ACCORDANCE WITH CITY OF FERNDALE STANDARDS AND CURRENT WSDOT/APWA STANDARD SPECIFICATIONS FOR ROAD, BRIDGE, AND MUNICIPAL CONSTRUCTION.

APPROVAL STAMPS

DATUM
VERTICAL
NGVD 29 USING CITY OF FERNDALE MON. STATION #351
HORIZONTAL
CITY OF FERNDALE MONUMENT NETWORK

BASIS OF BEARINGS
WASHINGTON STATE NORTH ZONE NAD 83/91 COORDINATES USING CITY OF FERNDALE MONUMENTS STATIONS #343 AND #351

CHAD M. A. SCHULHAUSER — STATE OF WASHINGTON — 32546 — REGISTERED PROFESSIONAL ENGINEER
EXPIRES 11/17/08

MILLENNIUM Engineering Group, Inc.
109-6th ST., PO BOX 137, LYNDEN, WA 98264
PH: (360) 354-8141 FAX: (360) 354-3744
mail@2001egi.com www.2001egi.com

MALLOY VILLAGE PUD
AS-BUILT DETAILS
FOR
MALLOY VILLAGE LLC
PTN. SW1/4, SEC.17, T39N, R2E, W.M.
CITY OF FERNDALE, WHATCOM COUNTY, WASHINGTON

SCALE:	N/A
DATE:	03/31/05
DRAWN BY:	CMAS
REVISED:	04/19/07
SHEET:	42 OF 42
JOB NUMBER:	03062

APPROVED FEB 2 2009 BY CITY OF FERNDALE

00531.021 12/19/12 SH

M:\Projects\2003\03062\Drawings\AS-BUILTS\2006-09-AS-BUILT-PG-2-3-REV1\AB-40-42-DETAILS.dwg, 4/19/2007 12:00:32 PM, TIM